



جامعة العين  
AL AIN UNIVERSITY



# FACT BOOK

2022-2023

# Preface

The “Al Ain University (AAU)” Fact Book is a compilation of institutional data covering the students, the faculty, the staff, and the facilities. The main objective of the fact book is to provide a convenient and concise source of information to the University decision-makers, external agencies (Ministry of Education-MoE, Department of Education and Knowledge-ADEK), and the accreditations committees.

Inquiries and comments about the fact book should be directed to the “Quality Assurance and Institutional Research Center-QAIRC” at ([quality@aau.ac.ae](mailto:quality@aau.ac.ae)).

# Table of Contents

## Part I: University Statistics

<b>A. Students Statistics</b>	<b>2</b>
Students' Enrollment	3
Transferred Students from Other Institutions	10
New Enrolled Students	12
Graduates	17
Students' Achievement	22
Number of Sections Offered	26
Credit Hours Registered	30

**B. Faculty and Staff Statistics****32****Faculty Members****33****Staff Members****39****C. Facilities Statistics****41****Staff Offices****42****Students Facilities****42****Transportation****42****Space Available for Students****43****Library Holdings****43****Financial Statistics****44**

## Part II: College Statistics

### 1. College of Engineering

Students' Enrollment	48
New Enrolled Students	55
Graduates	60
Students' Achievement	63
Number of Sections Offered	65
Credit Hours Registered	67

### 2. College of Pharmacy

Students' Enrollment	71
New Enrolled Students	76
Graduates	79
Students' Achievement	82
Number of Sections Offered	85
Credit Hours Registered	87

### **3. College of Law**

<b>Students' Enrollment</b>	<b>91</b>
<b>New Enrolled Students</b>	<b>96</b>
<b>Graduates</b>	<b>99</b>
<b>Students' Achievement</b>	<b>102</b>
<b>Number of Sections Offered</b>	<b>106</b>
<b>Credit Hours Registered</b>	<b>108</b>

### **4. College of Education, Humanities and Social Sciences**

<b>Students' Enrollment</b>	<b>112</b>
<b>New Enrolled Students</b>	<b>119</b>
<b>Graduates</b>	<b>124</b>
<b>Students' Achievement</b>	<b>129</b>
<b>Number of Sections Offered</b>	<b>133</b>
<b>Credit Hours Registered</b>	<b>135</b>

## 5. College of Business

Students' Enrollment	139
New Enrolled Students	144
Graduates	147
Students' Achievement	150
Number of Sections Offered	154
Credit Hours Registered	156

## 6. College of Communication and Media

Students' Enrollment	160
New Enrolled Students	165
Graduates	168
Students' Achievement	171
Number of Sections Offered	173
Credit Hours Registered	175

# General Information

Branch	Establishment Year	Contact Information
Al Ain Campus	2005	Telephone: +971 3 7024 745 Fax: +971 3 7024 777 P. O. Box: 64141
Abu Dhabi Campus	2007	Telephone: +971 2 6133 555 Fax: +971 2 4444 304 P. O. Box: 112612
<a href="https://aau.ac.ae/en/">https://aau.ac.ae/en/</a>		



# Grading and Evaluation System

Marks System				
Mark		Grade		
		Letter	Points	
Undergraduate	From 90 to 100	A	4.0	
	From 85 to 89	B+	3.5	
	From 80 to 84	B	3.0	
	From 75 to 79	C+	2.5	
	From 70 to 74	C	2.0	
	From 65 to 69	D+	1.5	
	From 60 to 64	D	1.0	
	Less than 60	F	0	
	-	P	Pass	
	-	I	Incomplete	
	-	IP	In Progress	
	-	W	Withdraw	
	Graduate	From 90 to 100	A	4.0
		From 85 to 89	B+	3.5
From 80 to 84		B	3.0	
From 75 to 79		C+	2.5	
From 70 to 74		C	2.0	
Less than 70		F	0	
-		P	Pass	
-		I	Incomplete	
-		IP	In Progress	
-		W	Withdraw	

Evaluation System		
Cumulative Grade Point Average		Evaluation
Undergraduate	From 3.60 to less than 4.0	Excellent
	From 3.0 to less than 3.59	Very Good
	From 2.50 to less than 2.99	Good
	From 2.0 to less than 2.49	Satisfactory
	Less than 2.0	Unsatisfactory
	Graduate	From 3.70 to less than 4.0
From 3.30 to less than 3.70		Very Good
From 3.0 to less than 3.30		Good
Less than 3.0		Unsatisfactory

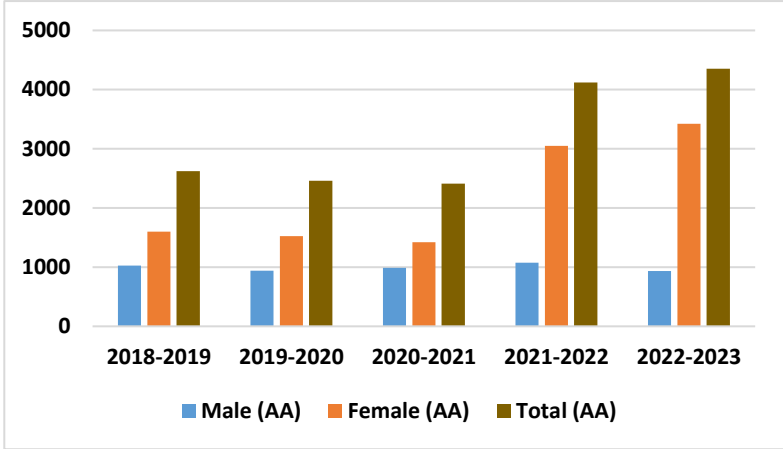
# **Part I: University Statistics**

# **A. Students Statistics**

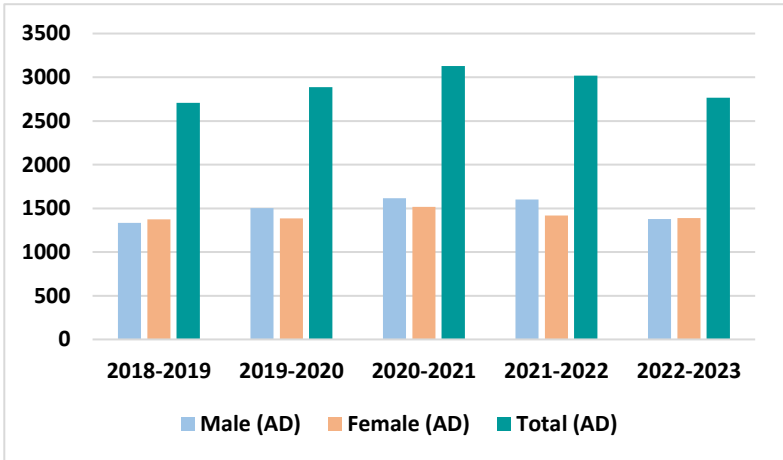
## Students' Enrollment

### Students' Enrollment by Year and Gender

Al Ain Campus			
	Male	Female	Total
2018-2019	1024	1600	2624
2019-2020	939	1523	2462
2020-2021	989	1422	2411
2021-2022	1073	3050	4123
2022-2023	933	3422	4355

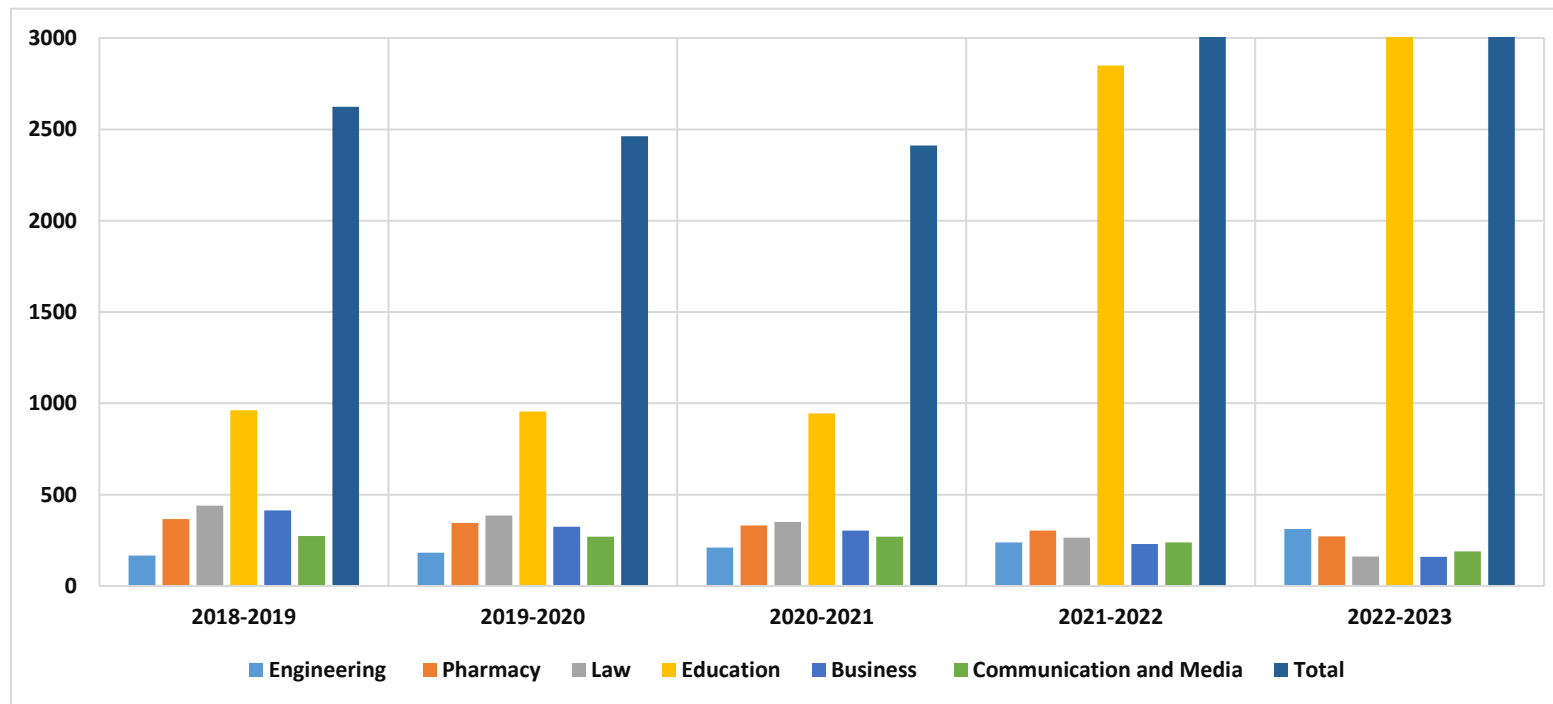


Abu Dhabi Campus			
	Male	Female	Total
2018-2019	1333	1373	2706
2019-2020	1503	1385	2888
2020-2021	1614	1516	3130
2021-2022	1601	1419	3020
2022-2023	1379	1387	2766



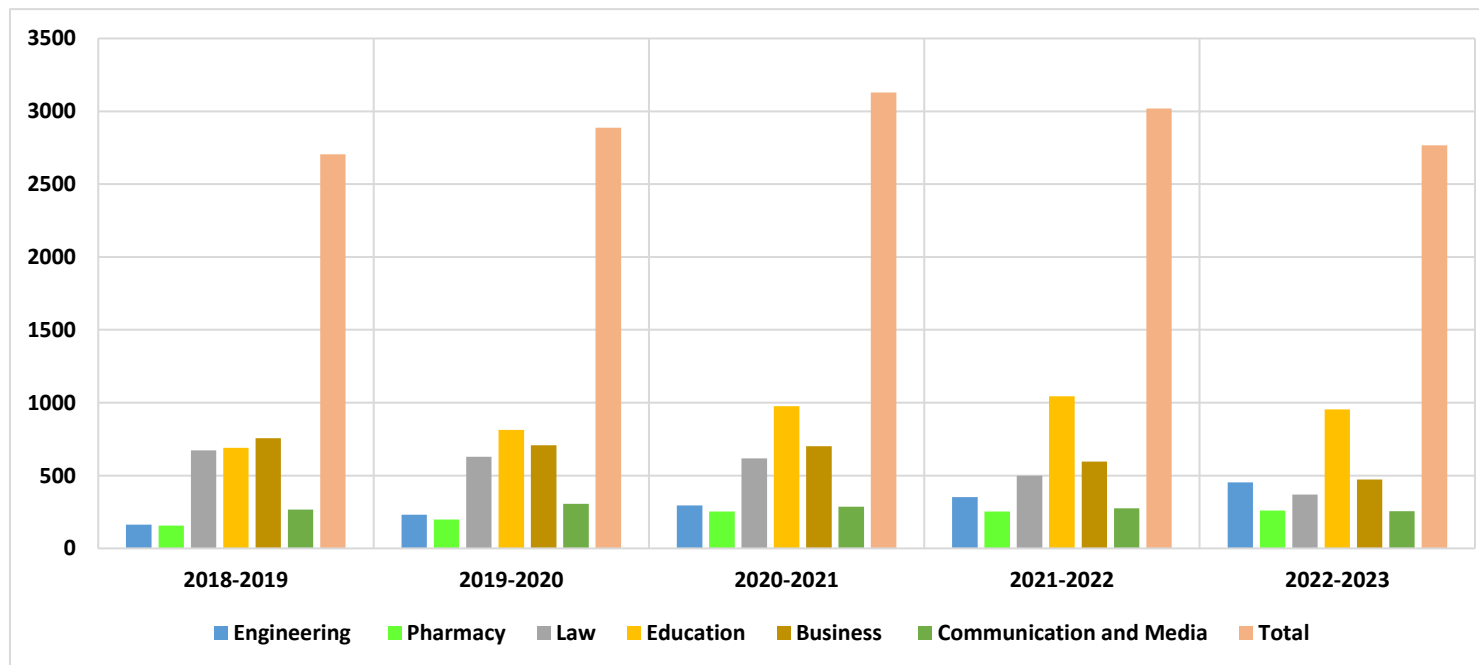
## Students' Enrollment by College and Year Al Ain Campus

	2018-2019	2019-2020	2020-2021	2021-2022	2022-2023
<b>Engineering</b>	166	182	211	239	312
<b>Pharmacy</b>	367	346	331	303	272
<b>Law</b>	440	385	350	264	161
<b>Education</b>	963	955	945	2849	3262
<b>Business</b>	414	324	304	230	159
<b>Communication and Media</b>	274	270	270	238	189
<b>Total</b>	<b>2624</b>	<b>2462</b>	<b>2411</b>	<b>4123</b>	<b>4355</b>



## Students' Enrollment by College and Year Abu Dhabi Campus

	2018-2019	2019-2020	2020-2021	2021-2022	2022-2023
<b>Engineering</b>	164	232	296	353	453
<b>Pharmacy</b>	157	199	253	253	259
<b>Law</b>	673	629	618	499	370
<b>Education</b>	690	814	975	1044	954
<b>Business</b>	756	707	702	595	474
<b>Communication and Media</b>	266	307	286	276	256
<b>Total</b>	<b>2706</b>	<b>2888</b>	<b>3130</b>	<b>3020</b>	<b>2766</b>



## Students' Enrollment by Nationality and Gender Al Ain Campus

	2018-2019						2019-2020						2020-2021					
	M	%	F	%	Total	%	M	%	F	%	Total	%	M	%	F	%	Total	%
<b>UAE</b>	517	50.5	807	50.4	<b>1324</b>	50.5	482	51.3	729	47.9	<b>1211</b>	49.2	568	57.4	750	52.7	<b>1318</b>	54.7
<b>GCC *</b>	39	3.8	84	5.3	<b>123</b>	4.7	48	5.1	144	9.5	<b>192</b>	7.8	16	1.6	51	3.6	<b>67</b>	2.8
<b>Others</b>	468	45.7	709	44.3	<b>1177</b>	44.9	409	43.6	650	42.7	<b>1059</b>	43.0	405	41.0	621	43.7	<b>1026</b>	42.6
<b>Total</b>	<b>1024</b>	<b>100</b>	<b>1600</b>	<b>100</b>	<b>2624</b>	<b>100</b>	<b>939</b>	<b>100</b>	<b>1523</b>	<b>100</b>	<b>2462</b>	<b>100</b>	<b>989</b>	<b>100</b>	<b>1422</b>	<b>100</b>	<b>2411</b>	<b>100</b>

	2021-2022						2022-2023					
	M	%	F	%	Total	%	M	%	F	%	Total	%
<b>UAE</b>	534	49.8	611	20.0	<b>1145</b>	27.8	364	39.0	419	12.2	<b>783</b>	18.0
<b>GCC *</b>	156	14.5	1852	60.7	<b>2008</b>	48.7	144	15.4	2451	71.6	<b>2595</b>	59.6
<b>Others</b>	383	35.7	587	19.2	<b>970</b>	23.5	425	45.6	552	16.1	<b>977</b>	22.4
<b>Total</b>	<b>1073</b>	<b>100</b>	<b>3050</b>	<b>100</b>	<b>4123</b>	<b>100</b>	<b>933</b>	<b>100</b>	<b>3422</b>	<b>100</b>	<b>4355</b>	<b>100</b>

\*GCC: Gulf Cooperation Council

## Students' Enrollment by Nationality and Gender Abu Dhabi Campus

	2018-2019						2019-2020						2020-2021					
	M	%	F	%	Total	%	M	%	F	%	Total	%	M	%	F	%	Total	%
<b>UAE</b>	894	67.1	686	50.0	<b>1580</b>	58.4	1057	70.3	665	48.0	<b>1722</b>	59.6	1163	72.1	738	48.7	<b>1901</b>	60.7
<b>GCC *</b>	21	1.6	33	2.4	<b>54</b>	2.0	17	1.1	24	1.7	<b>41</b>	1.4	10	0.6	26	1.7	<b>36</b>	1.2
<b>Others</b>	418	31.4	654	47.6	<b>1072</b>	39.6	429	28.5	696	50.3	<b>1125</b>	39.0	441	27.3	752	49.6	<b>1193</b>	38.1
<b>Total</b>	<b>1333</b>	<b>100</b>	<b>1373</b>	<b>100</b>	<b>2706</b>	<b>100</b>	<b>1503</b>	<b>100</b>	<b>1385</b>	<b>100</b>	<b>2888</b>	<b>100</b>	<b>1614</b>	<b>100</b>	<b>1516</b>	<b>100</b>	<b>3130</b>	<b>100</b>

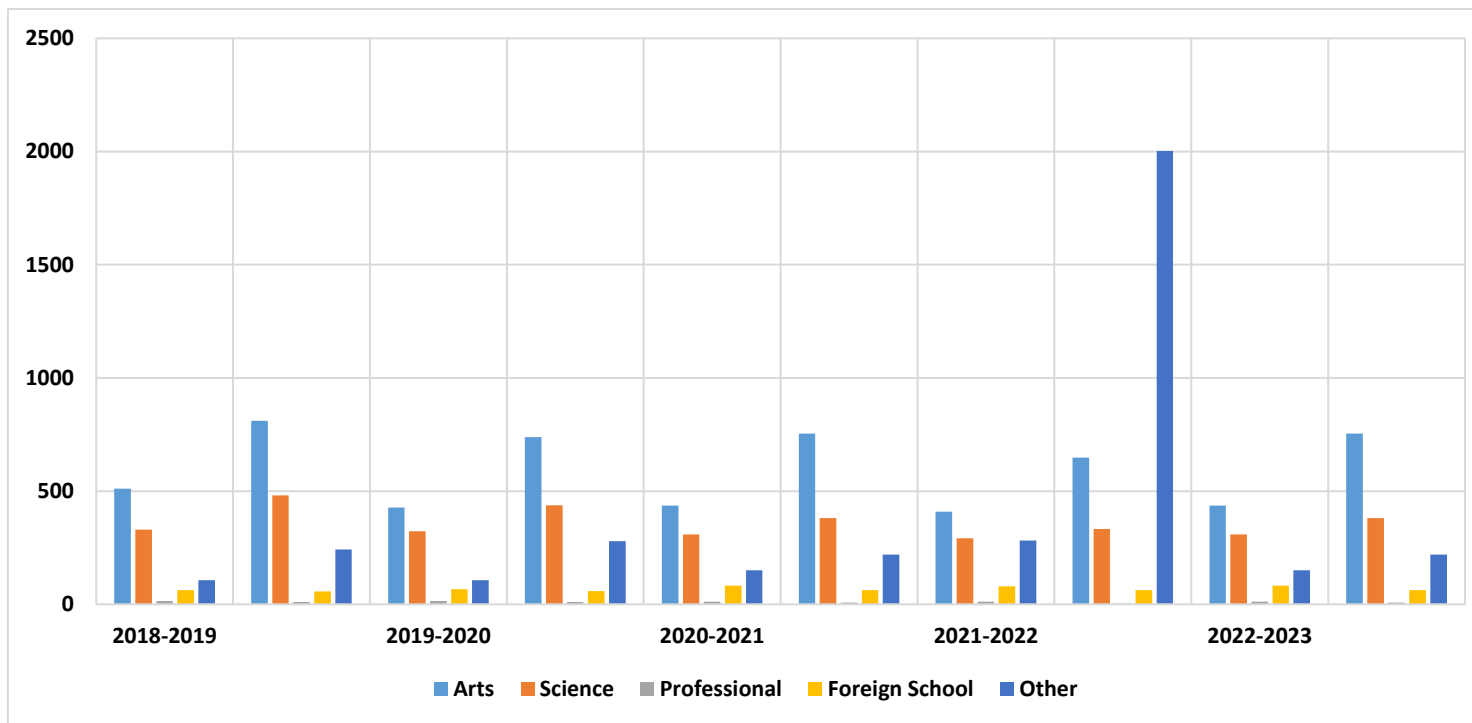
	2021-2022						2022-2023					
	M	%	F	%	Total	%	M	%	F	%	Total	%
<b>UAE</b>	1144	71.5	693	48.8	<b>1837</b>	60.8	841	61.0	547	39.4	<b>1388</b>	50.2
<b>GCC *</b>	13	0.8	25	1.8	<b>38</b>	1.3	8	0.6	31	2.2	<b>39</b>	1.4
<b>Others</b>	444	27.7	701	49.4	<b>1145</b>	37.9	530	38.4	809	58.3	<b>1339</b>	48.4
<b>Total</b>	<b>1601</b>	<b>100</b>	<b>1419</b>	<b>100</b>	<b>3020</b>	<b>100</b>	<b>1379</b>	<b>100</b>	<b>1387</b>	<b>100</b>	<b>2766</b>	<b>100</b>

\* GCC: Gulf Cooperation Council



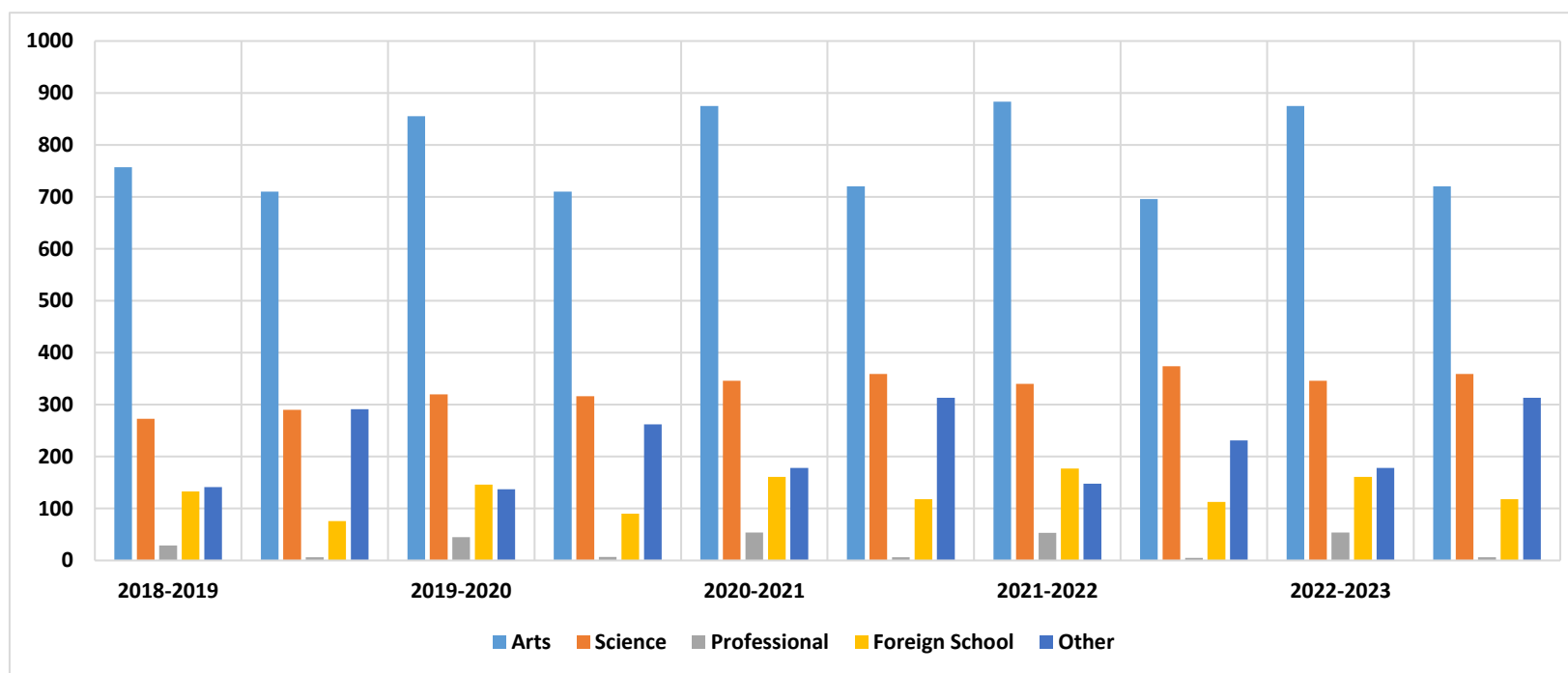
## Students' Enrollment According to their Study in the Secondary Schools and Gender (Al Ain Campus)

School Type	2018-2019		2019-2020		2020-2021		2021-2022		2022-2023	
	M	F	M	F	M	F	M	F	M	F
<b>Arts</b>	511	810	428	738	436	754	409	648	436	754
<b>Science</b>	330	481	323	437	309	380	291	333	309	380
<b>Professional</b>	15	10	14	10	12	7	12	3	12	7
<b>Foreign School</b>	62	57	67	59	82	62	79	63	82	62
<b>Other</b>	106	242	107	279	150	219	282	2003	150	219



## Students' Enrollment According to their Study in the Secondary Schools and Gender (Abu Dhabi Campus)

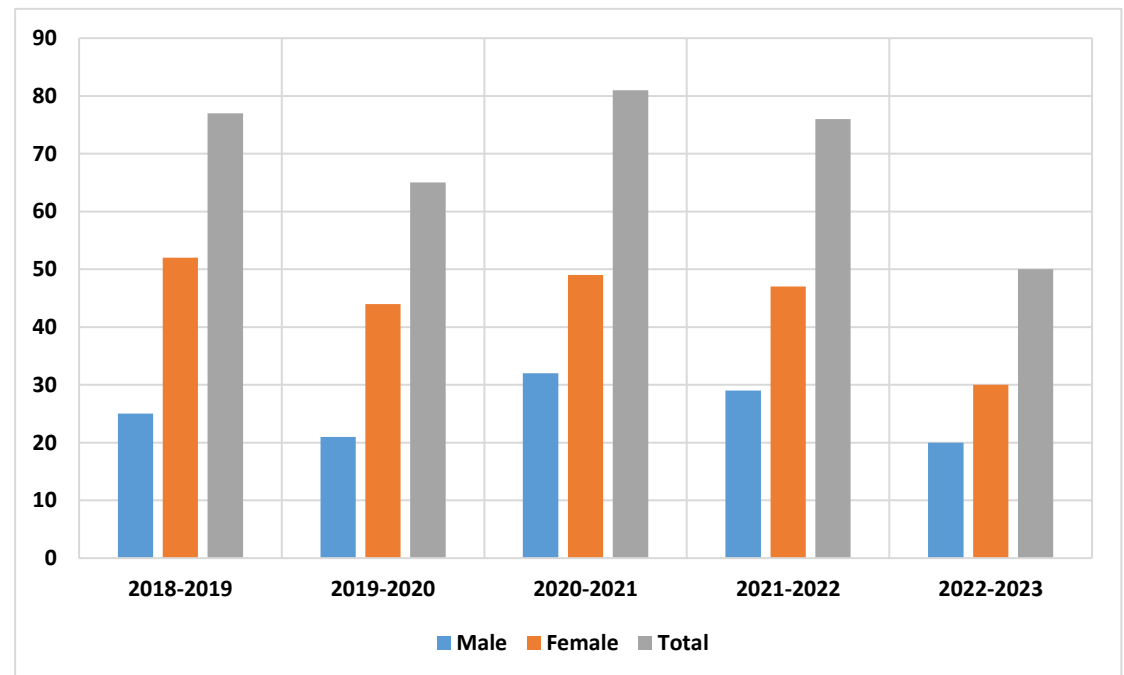
School Type	2018-2019		2019-2020		2020-2021		2021-2022		2022-2023	
	M	F	M	F	M	F	M	F	M	F
<b>Arts</b>	757	710	855	710	875	720	883	696	875	720
<b>Science</b>	273	290	320	316	346	359	340	374	346	359
<b>Professional</b>	29	6	45	7	54	6	53	5	54	6
<b>Foreign School</b>	133	76	146	90	161	118	177	113	161	118
<b>Other</b>	141	291	137	262	178	313	148	231	178	313



**Transferred Students from Other Institutions**

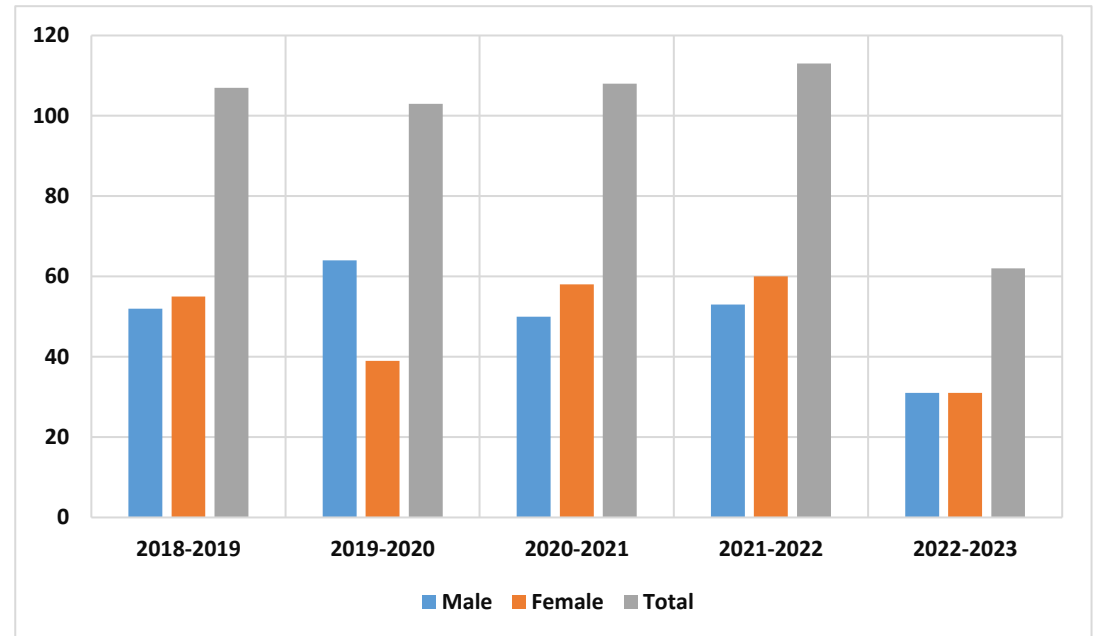
**Number of Transferred Students from Other Institutions by Year and Gender (Al Ain Campus)**

	2018-2019	2019-2020	2020-2021	2021-2022	2022-2023
<b>Male</b>	25	21	32	29	20
<b>Female</b>	52	44	49	47	30
<b>Total</b>	<b>77</b>	<b>65</b>	<b>81</b>	<b>76</b>	<b>50</b>



## Number of Transferred Students from Other Institutions by Year and Gender (Abu Dhabi Campus)

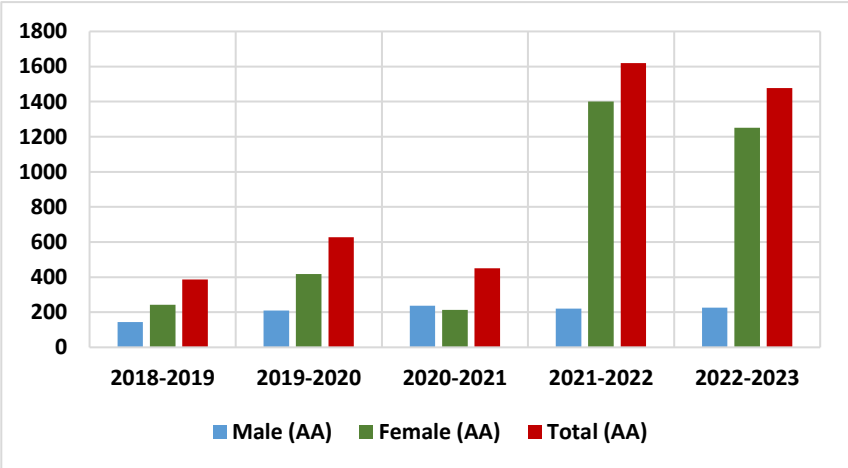
	2018-2019	2019-2020	2020-2021	2021-2022	2022-2023
<b>Male</b>	52	64	50	53	31
<b>Female</b>	55	39	58	60	31
<b>Total</b>	<b>107</b>	<b>103</b>	<b>108</b>	<b>113</b>	<b>62</b>



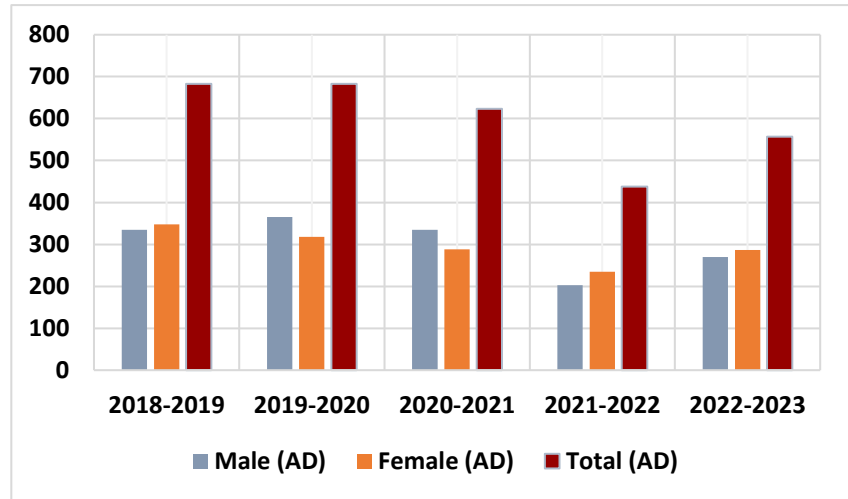
**New Enrolled Students**

**New Enrolled Students by Year and Gender**

<b>Al Ain Campus</b>			
	<i>Male</i>	<i>Female</i>	<i>Total</i>
<b>2018-2019</b>	144	242	<b>386</b>
<b>2019-2020</b>	209	418	<b>627</b>
<b>2020-2021</b>	237	214	<b>451</b>
<b>2021-2022</b>	220	1400	<b>1620</b>
<b>2022-2023</b>	226	1251	<b>1477</b>



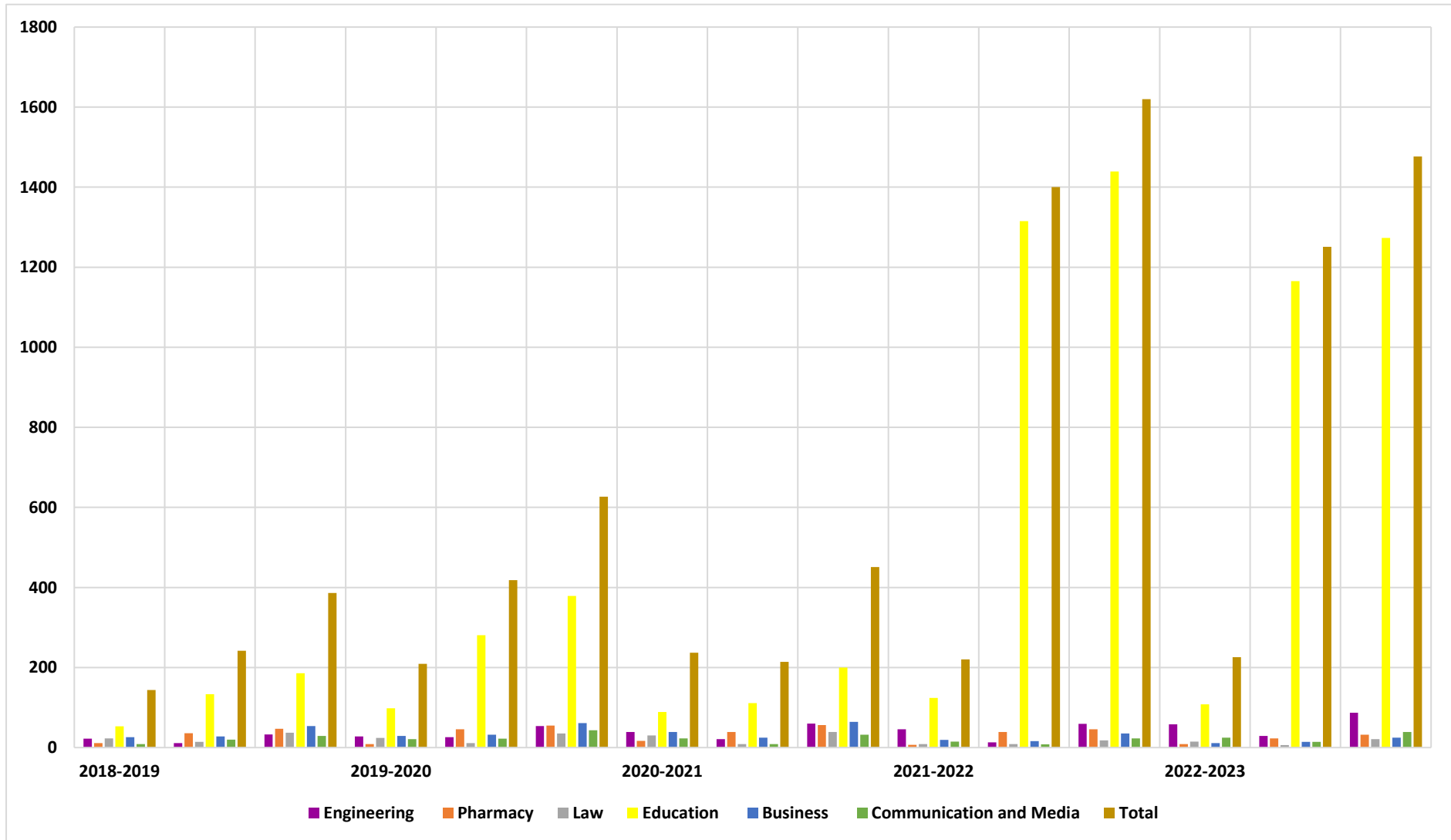
<b>Abu Dhabi Campus</b>			
	<i>Male</i>	<i>Female</i>	<i>Total</i>
<b>2018-2019</b>	335	348	<b>683</b>
<b>2019-2020</b>	365	318	<b>683</b>
<b>2020-2021</b>	335	288	<b>623</b>
<b>2021-2022</b>	203	235	<b>438</b>
<b>2022-2023</b>	270	287	<b>557</b>



## New Enrolled Students by College and Gender Al Ain Campus

	2018-2019			2019-2020			2020-2021			2021-2022			2022-2023		
	<i>M</i>	<i>F</i>	<i>Total</i>	<i>M</i>	<i>F</i>	<i>Total</i>	<i>M</i>	<i>F</i>	<i>Total</i>	<i>M</i>	<i>F</i>	<i>Total</i>	<i>M</i>	<i>F</i>	<i>Total</i>
<b>Engineering</b>	22	11	33	28	26	54	39	21	60	46	13	59	58	29	87
<b>Pharmacy</b>	11	36	47	9	46	55	17	39	56	7	39	46	9	23	32
<b>Law</b>	23	14	37	24	11	35	30	9	39	9	9	18	15	6	21
<b>Education</b>	53	133	186	98	281	379	89	111	200	124	1315	1439	108	1165	1273
<b>Business</b>	26	28	54	29	32	61	39	25	64	19	16	35	11	14	25
<b>Communication and Media</b>	9	20	29	21	22	43	23	9	32	15	8	23	25	14	39
<b>Total</b>	<b>144</b>	<b>242</b>	<b>386</b>	<b>209</b>	<b>418</b>	<b>627</b>	<b>237</b>	<b>214</b>	<b>451</b>	<b>220</b>	<b>1400</b>	<b>1620</b>	<b>226</b>	<b>1400</b>	<b>1477</b>

### New Enrolled Students by College & Gender (Al Ain)

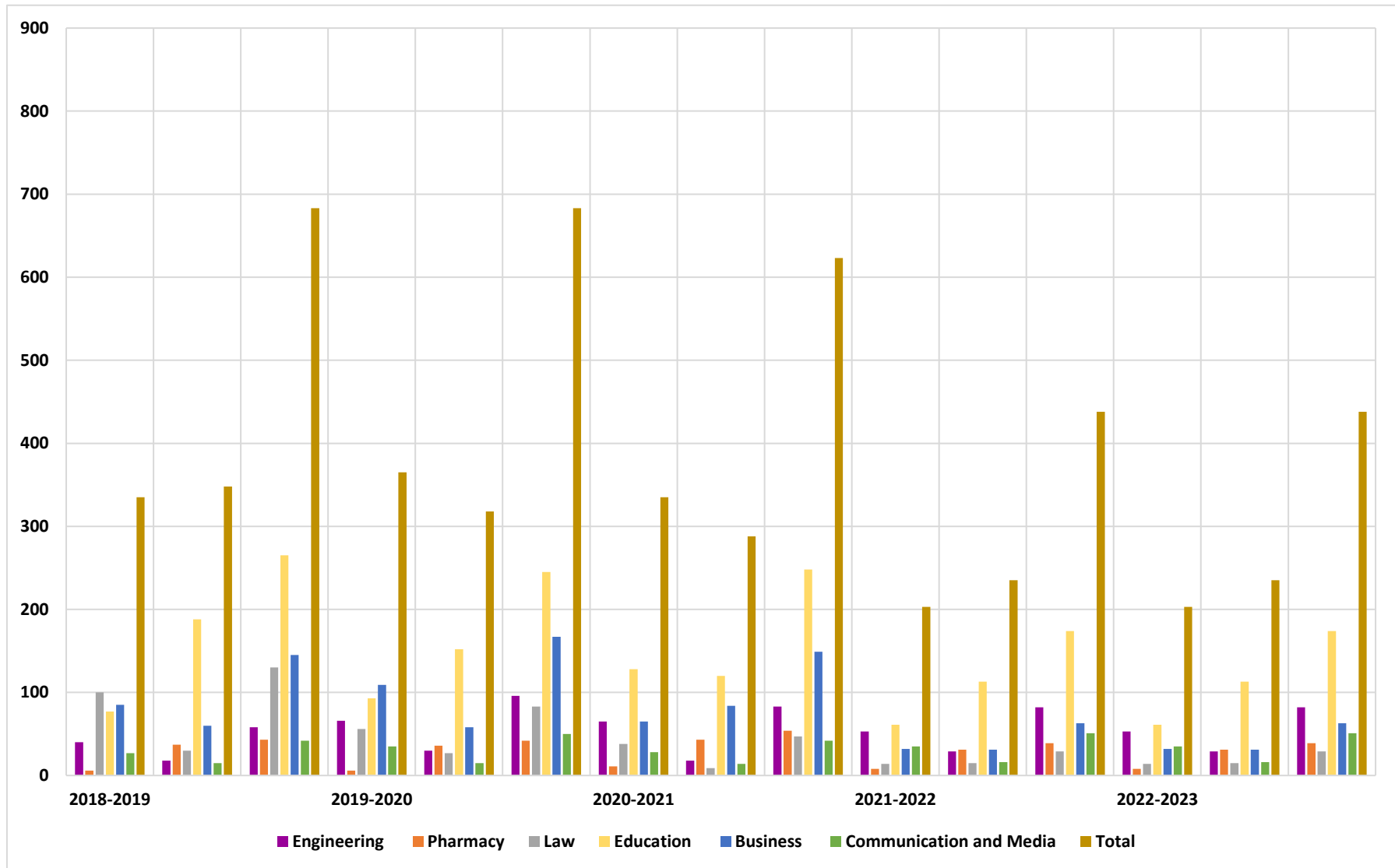


## New Enrolled Students by College & Gender by College and Gender Abu Dhabi Campus

	2018-2019			2019-2020			2020-2021			2021-2022			2022-2023		
	M	F	Total	M	F	Total	M	F	Total	M	F	Total	M	F	Total
<b>Engineering</b>	40	18	58	66	30	96	65	18	83	53	29	82	112	29	141
<b>Pharmacy</b>	6	37	43	6	36	42	11	43	54	8	31	39	7	44	51
<b>Law</b>	100	30	130	56	27	83	38	9	47	14	15	29	15	17	32
<b>Education</b>	77	188	265	93	152	245	128	120	248	61	113	174	59	146	205
<b>Business</b>	85	60	145	109	58	167	65	84	149	32	31	63	36	28	64
<b>Communication and Media</b>	27	15	42	35	15	50	28	14	42	35	16	51	41	23	64
<b>Total</b>	<b>335</b>	<b>348</b>	<b>683</b>	<b>365</b>	<b>318</b>	<b>683</b>	<b>335</b>	<b>288</b>	<b>623</b>	<b>203</b>	<b>235</b>	<b>438</b>	<b>270</b>	<b>287</b>	<b>557</b>



New Enrolled Students by College & Gender (Abu Dhabi)

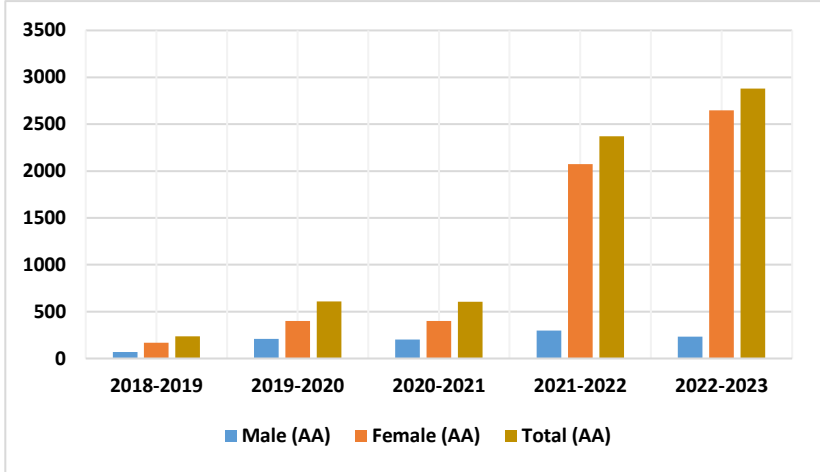


**Graduates**

**Graduates by Year and Gender**

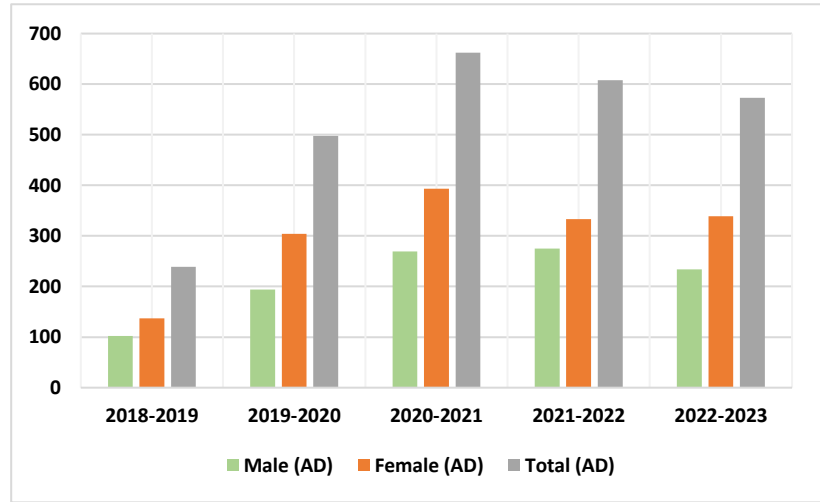
Al Ain Campus			
	Male	Female	Total
2018-2019	69	169	238
2019-2020*	208	400	608
2020-2021*	203	402	605
2021-2022**	298	2074	2372
2022-2023**	233	2647	2880

\* The # of graduates for the whole academic year  
 \*\* The # of graduates for the Fall & Spring semesters.



Abu Dhabi Campus			
	Male	Female	Total
2018-2019	102	137	239
2019-2020*	194	304	498
2020-2021*	269	393	662
2021-2022**	275	333	608
2022-2023**	234	339	573

\* The # of graduates for the whole academic year  
 \*\* The # of graduates for the Fall & Spring semesters.



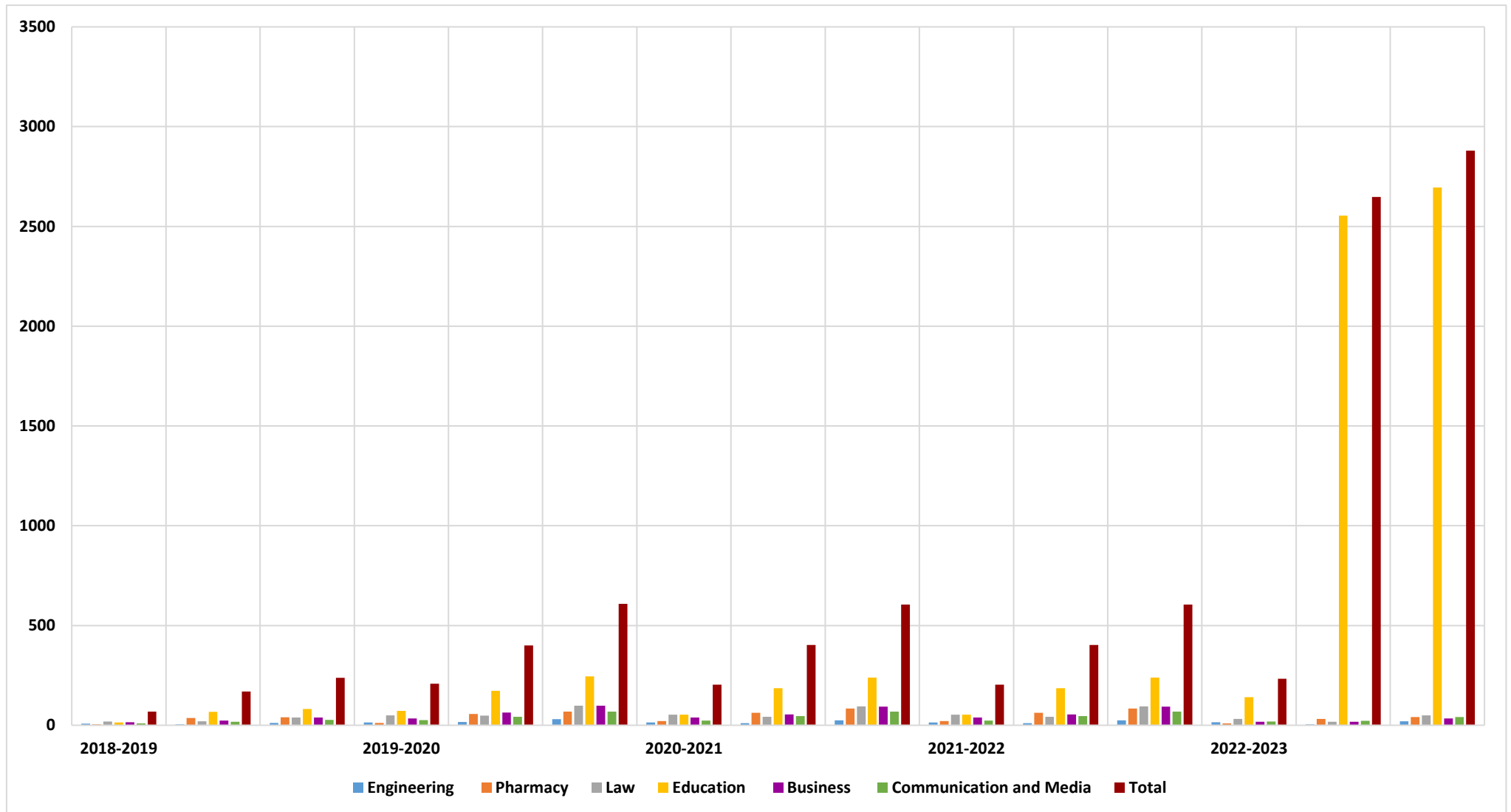
## Graduates by College and Gender Al Ain Campus

	2018-2019			2019-2020*			2020-2021*			2021-2022**			2022-2023**		
	M	F	Total	M	F	Total	M	F	Total	M	F	Total	M	F	Total
<b>Engineering</b>	8	4	12	14	16	30	14	11	25	11	3	14	15	5	<b>20</b>
<b>Pharmacy</b>	4	36	40	12	57	69	21	63	84	13	43	56	9	32	<b>41</b>
<b>Law</b>	19	20	39	50	48	98	53	42	95	39	29	68	32	17	<b>49</b>
<b>Education</b>	14	67	81	72	173	245	53	186	239	188	1934	2122	141	2554	<b>2695</b>
<b>Business</b>	15	24	39	34	64	98	39	54	93	18	30	48	17	17	<b>34</b>
<b>Communication and Media</b>	9	18	27	26	42	68	23	46	69	29	35	64	19	22	<b>41</b>
<b>Total</b>	<b>69</b>	<b>169</b>	<b>238</b>	<b>208</b>	<b>400</b>	<b>608</b>	<b>203</b>	<b>402</b>	<b>605</b>	<b>298</b>	<b>2074</b>	<b>2372</b>	<b>233</b>	<b>2647</b>	<b>2880</b>

\* The # of graduates for the whole academic year.

\*\* The # of graduates for the Fall & Spring semesters.

Graduates by College and Gender (Al Ain)



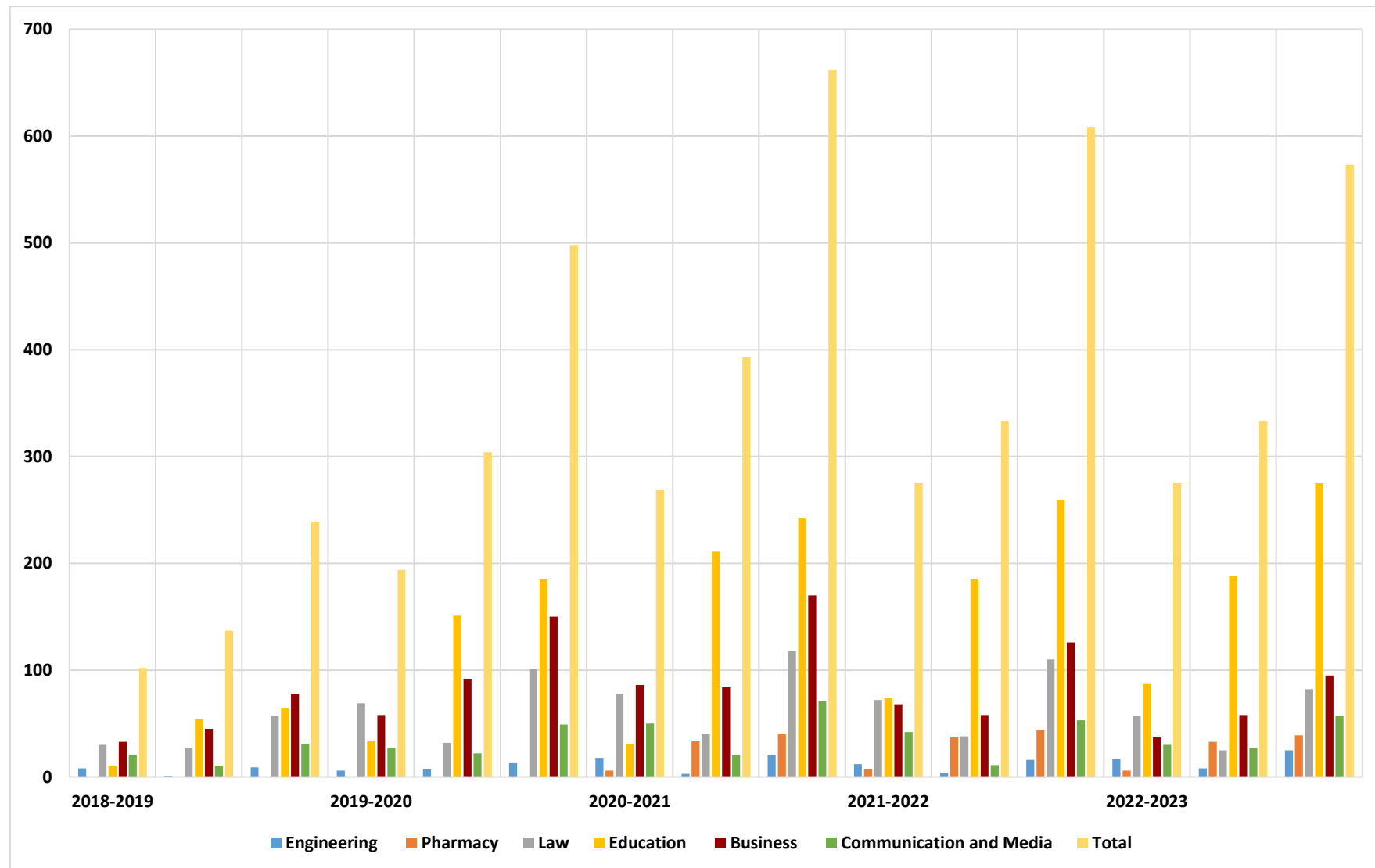
## Graduates by College and Gender Abu Dhabi Campus

	2018-2019			2019-2020*			2020-2021*			2021-2022**			2022-2023**		
	M	F	Total	M	F	Total	M	F	Total	M	F	Total	M	F	Total
<b>Engineering</b>	8	1	9	6	7	13	18	3	21	12	4	16	17	8	25
<b>Pharmacy</b>	0	0	0	0	0	0	6	34	40	7	37	44	6	33	39
<b>Law</b>	30	27	57	69	32	101	78	40	118	72	38	110	57	25	82
<b>Education</b>	10	54	64	34	151	185	31	211	242	74	185	259	87	188	275
<b>Business</b>	33	45	78	58	92	150	86	84	170	68	58	126	37	58	95
<b>Communication and Media</b>	21	10	31	27	22	49	50	21	71	42	11	53	30	27	57
<b>Total</b>	<b>102</b>	<b>137</b>	<b>239</b>	<b>194</b>	<b>304</b>	<b>498</b>	<b>269</b>	<b>393</b>	<b>662</b>	<b>275</b>	<b>333</b>	<b>608</b>	<b>234</b>	<b>339</b>	<b>573</b>

\* The # of graduates for the whole academic year.

\*\* The # of graduates for the Fall & Spring semesters.

### Graduates by College and Gender (Abu Dhabi)



Students' Achievement

Number of Students According to the Achievement Level and Gender  
Al Ain Campus

2018-2019 (Bachelor Level)							2018-2019 (Masters Level)						2019-2020 (Bachelor Level)					
Grade	M	%	F	%	Total	%	M	%	F	%	Total	%	M	%	F	%	Total	%
Excellent	30	3.3	127	8.9	157	6.7	7	7.2	21	12.6	28	10.6	32	3.7	152	11.0	184	8.2
Very Good	109	11.9	297	20.8	406	17.4	23	23.7	47	28.1	70	26.5	110	12.8	325	23.5	435	19.4
Good	149	16.3	331	23.2	480	20.5	42	43.3	59	35.3	101	38.3	166	19.3	359	26.0	525	23.4
Satisfactory	297	32.5	429	30.1	726	31.0							284	33.0	366	26.5	650	29.0
Unsatisfactory	329	36.0	242	17.0	571	24.4	25	25.8	40	24.0	65	24.6	269	31.2	179	13.0	448	20.0
2019-2020 (Masters Level)							2020-2021 (Bachelor Level)						2020-2021 (Master Level)					
Grade	M	%	F	%	Total	%	M	%	F	%	Total	%	M	%	F	%	Total	%
Excellent	8	10.5	28	19.4	36	16.4	38	4.5	149	11.7	187	8.8	18	13.2	25	16.3	43	14.9
Very Good	23	30.3	49	34.0	72	32.7	139	16.3	332	26.2	471	22.2	51	37.5	62	40.5	113	39.1
Good	37	48.7	57	39.6	94	42.7	198	23.2	355	28.0	553	26.1	47	34.6	44	28.8	91	31.5
Satisfactory	8	10.5	10	6.9	18	8.2	303	35.5	334	26.3	637	30.0	9	6.6	7	4.6	16	5.5
Unsatisfactory							164	19.2	88	6.9	252	11.9						
No GPA*							11	1.3	11	0.9	22	1.0	11	8.1	15	9.8	26	9.0
2021-2022 (Bachelor Level)							2021-2022 (Master Level)											
Grade	M	%	F	%	Total	%	M	%	F	%	Total	%						
Excellent	51	5.3	467	16.1	518	13.4	22	19.8	34	22.7	56	21.5						
Very Good	182	18.9	1170	40.3	1352	35.0	45	40.5	69	46.0	114	43.7						
Good	262	27.2	841	29.0	1103	28.6	27	24.3	32	21.3	59	22.6						
Satisfactory	268	27.9	284	9.8	552	14.3	11	9.9	4	2.7	15	5.7						
Unsatisfactory	195	20.3	127	4.4	322	8.3												
No GPA*	4	0.4	11	0.4	15	0.4	6	5.4	11	7.3	17	6.5						

## Number of Students According to the Achievement Level and Gender Al Ain Campus

Grade	2022-2023 (Bachelor Level)						2022-2023 (Master Level)					
	M	%	F	%	Total	%	M	%	F	%	Total	%
<b>Excellent</b>	41	5.9	116	14.2	157	10.4	16	25.8	29	28.2	45	27.3
<b>Very Good</b>	87	12.6	206	25.2	293	19.4	27	43.5	34	33.0	61	37.0
<b>Good</b>	143	20.7	197	24.1	340	22.5	10	16.1	25	24.3	35	21.2
<b>Satisfactory</b>	227	32.9	184	22.5	411	27.2	5	8.1	3	2.9	8	4.8
<b>Unsatisfactory</b>	187	27.1	110	13.4	297	19.7						
<b>No GPA*</b>	6	0.9	5	0.6	11	0.7	4	6.5	12	11.7	16	9.7

\*No GPA- student enrolled and discontinued from AAU



## Number of Students According to the Achievement Level and Gender Abu Dhabi Campus

Grade	2018-2019 (Bachelor Level)						2018-2019 (Masters Level)						2019-2020 (Bachelor Level)					
	M	%	F	%	Total	%	M	%	F	%	Total	%	M	%	F	%	Total	%
<b>Excellent</b>	40	3.3	181	14.6	<b>221</b>	9.0	9	8.2	26	19.7	<b>35</b>	14.5	52	3.7	234	18.4	<b>286</b>	10.7
<b>Very Good</b>	115	9.5	348	28.1	<b>463</b>	18.9	28	25.5	35	26.5	<b>63</b>	26.0	152	10.9	348	27.3	<b>500</b>	18.8
<b>Good</b>	221	18.2	267	21.5	<b>488</b>	19.9	41	37.3	44	33.3	<b>85</b>	35.1	313	22.5	278	21.8	<b>591</b>	22.2
<b>Satisfactory</b>	410	33.9	274	22.1	<b>684</b>	27.9							465	33.5	281	22.1	<b>746</b>	28.0
<b>Unsatisfactory</b>	425	35.1	170	13.7	<b>595</b>	24.3	32	29.1	27	20.5	<b>59</b>	24.4	407	29.3	133	10.4	<b>540</b>	20.3

Grade	2019-2020 (Masters Level)						2020-2021 (Bachelor Level)						2020-2021 (Masters Level)					
	M	%	F	%	Total	%	M	%	F	%	Total	%	M	%	F	%	Total	%
<b>Excellent</b>	17	14.9	32	28.8	<b>49</b>	21.8	71	5.0	171	14.3	<b>242</b>	19.3	29	18.1	27	20.0	<b>56</b>	38.1
<b>Very Good</b>	29	25.4	40	36.0	<b>69</b>	30.7	278	19.4	353	29.5	<b>631</b>	48.9	66	41.3	48	35.6	<b>114</b>	76.8
<b>Good</b>	42	36.8	31	27.9	<b>73</b>	32.4	412	28.8	325	27.2	<b>737</b>	55.9	47	29.4	31	23.0	<b>78</b>	52.3
<b>Satisfactory</b>	26	22.8	8	7.2	<b>34</b>	15.1	445	31.1	262	21.9	<b>707</b>	53.0	9	5.6	8	5.9	<b>17</b>	11.6
<b>Unsatisfactory</b>							220	15.4	81	6.8	<b>301</b>	22.1	0	0.0	0	0.0	<b>0</b>	0
<b>No GPA*</b>							6	0.4	4	0.3	<b>10</b>	0.8	9	5.6	21	15.6	<b>30</b>	21.2

Grade	2021-2022 (Bachelor Level)						2021-2022 (Masters Level)					
	M	%	F	%	Total	%	M	%	F	%	Total	%
<b>Excellent</b>	67	5.5	158	14.8	<b>225</b>	9.8	17	20.0	19	30.2	<b>36</b>	24.3
<b>Very Good</b>	182	14.9	271	25.5	<b>453</b>	19.8	38	44.7	18	28.6	<b>56</b>	37.8
<b>Good</b>	293	23.9	272	25.6	<b>565</b>	24.7	18	21.2	12	19.0	<b>30</b>	20.3
<b>Satisfactory</b>	358	29.2	229	21.5	<b>587</b>	25.6	3	3.5	5	7.9	<b>8</b>	5.4
<b>Unsatisfactory</b>	303	24.7	124	11.7	<b>427</b>	18.7	9	10.6	9	14.3	<b>18</b>	12.2
<b>No GPA*</b>	22	1.8	10	0.9	<b>32</b>	1.4	85	100	63	100	<b>148</b>	100

\*No GPA- student enrolled and discontinued from AAU

## Number of Students According to the Achievement Level and Gender Abu Dhabi Campus

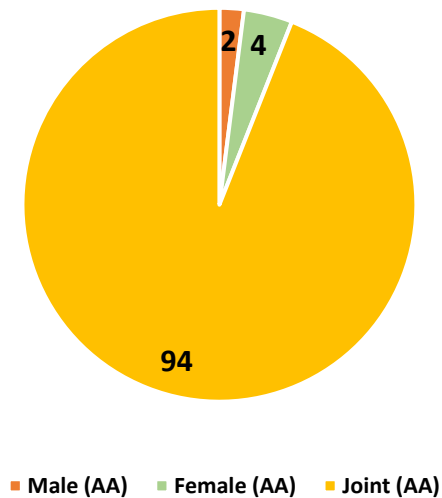
Grade	2022-2023 (Bachelor Level)						2022-2023 (Masters Level)					
	M	%	F	%	Total	%	M	%	F	%	Total	%
<b>Excellent</b>	67	5.5	158	14.8	<b>225</b>	9.8	17	20.0	19	30.2	<b>36</b>	24.3
<b>Very Good</b>	182	14.9	271	25.5	<b>453</b>	19.8	38	44.7	18	28.6	<b>56</b>	37.8
<b>Good</b>	293	23.9	272	25.6	<b>565</b>	24.7	18	21.2	12	19.0	<b>30</b>	20.3
<b>Satisfactory</b>	358	29.2	229	21.5	<b>587</b>	25.6	3	3.5	5	7.9	<b>8</b>	5.4
<b>Unsatisfactory</b>	303	24.7	124	11.7	<b>427</b>	18.7	9	10.6	9	14.3	<b>18</b>	12.2
<b>No GPA*</b>	22	1.8	10	0.9	<b>32</b>	1.4	85	100	63	100	<b>148</b>	100

\*No GPA- student enrolled and discontinued from AAU

### Number of Sections Offered

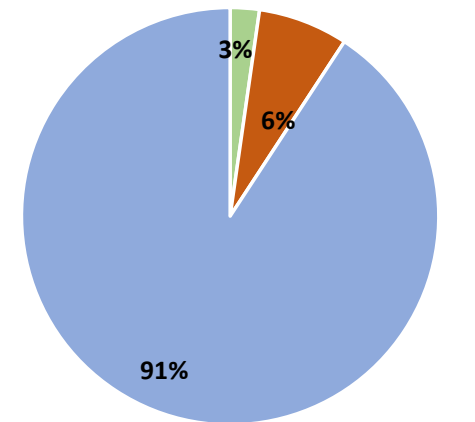
## Total Number of Sections Offered Al Ain Campus (2022-2023)

	Number of Sections	%
Male	15	2
Female	31	4
Joint	701	94



### Total Number of Sections Offered Abu Dhabi Campus (2022-2023)

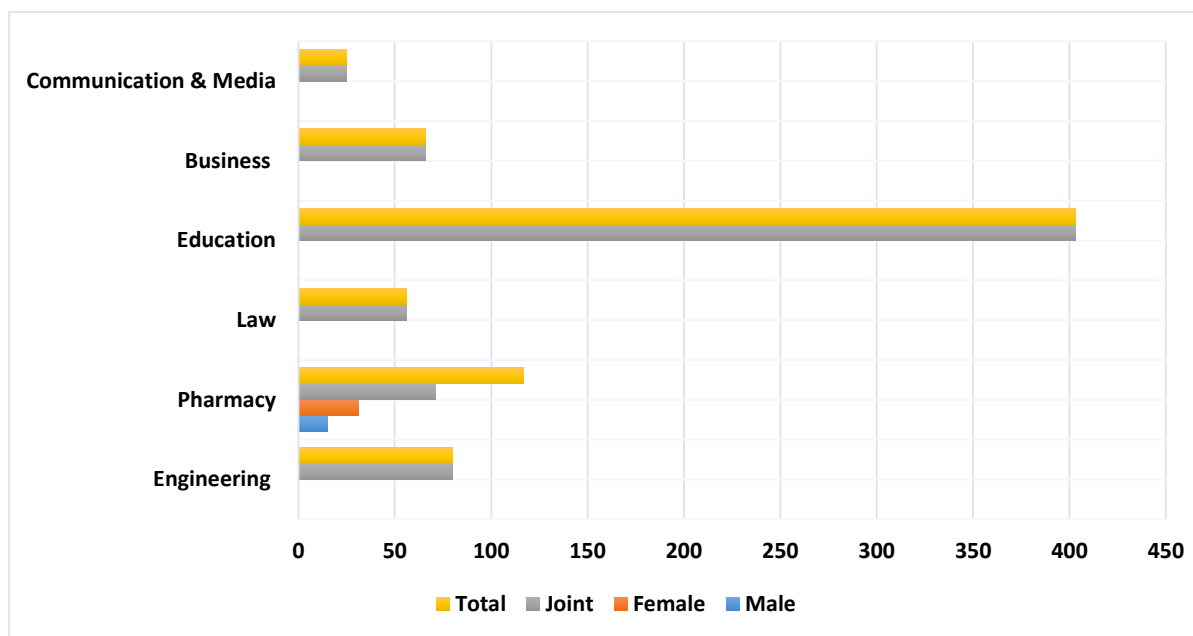
	<i>Number of Sections</i>	<i>%</i>
<i>Male</i>	14	3
<i>Female</i>	33	6
<i>Joint</i>	468	91



■ Male (AA) ■ Female (AA) ■ Joint (AA)

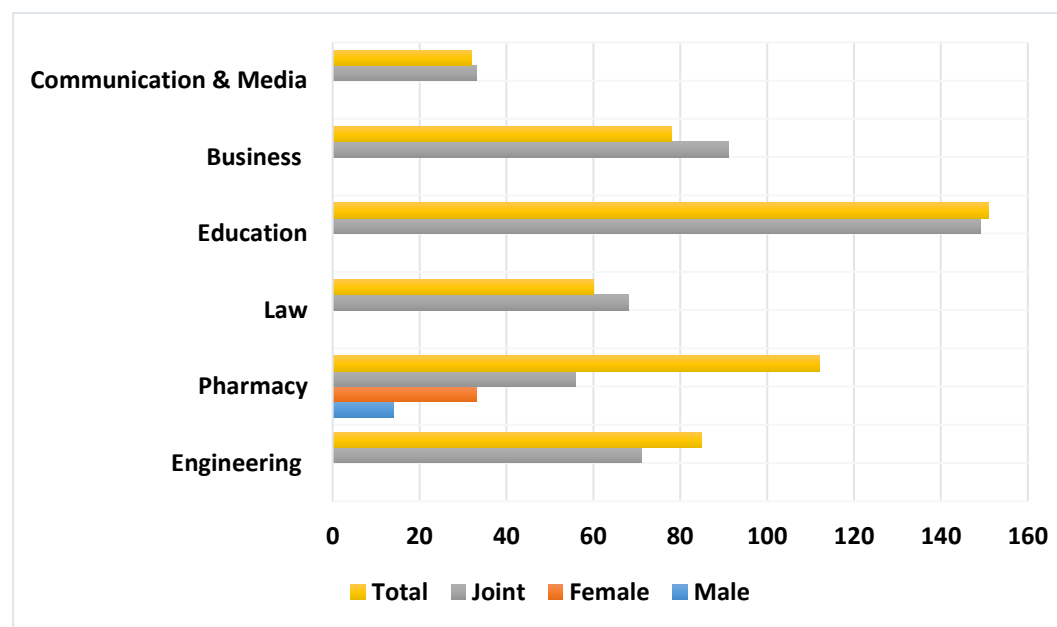
## Sections Offered in the University According to the College and Gender Al Ain Campus (2022-2023)

	Male	Female	Joint	Total
<b>Engineering</b>	0	0	80	<b>80</b>
<b>Pharmacy</b>	15	31	71	<b>117</b>
<b>Law</b>	0	0	56	<b>56</b>
<b>Education</b>	0	0	403	<b>403</b>
<b>Business</b>	0	0	66	<b>66</b>
<b>Communication &amp; Media</b>	0	0	25	<b>25</b>
<b>Total</b>	15	31	701	<b>747</b>



## Sections Offered in the University According to the College and Gender Abu Dhabi Campus (2022-2023)

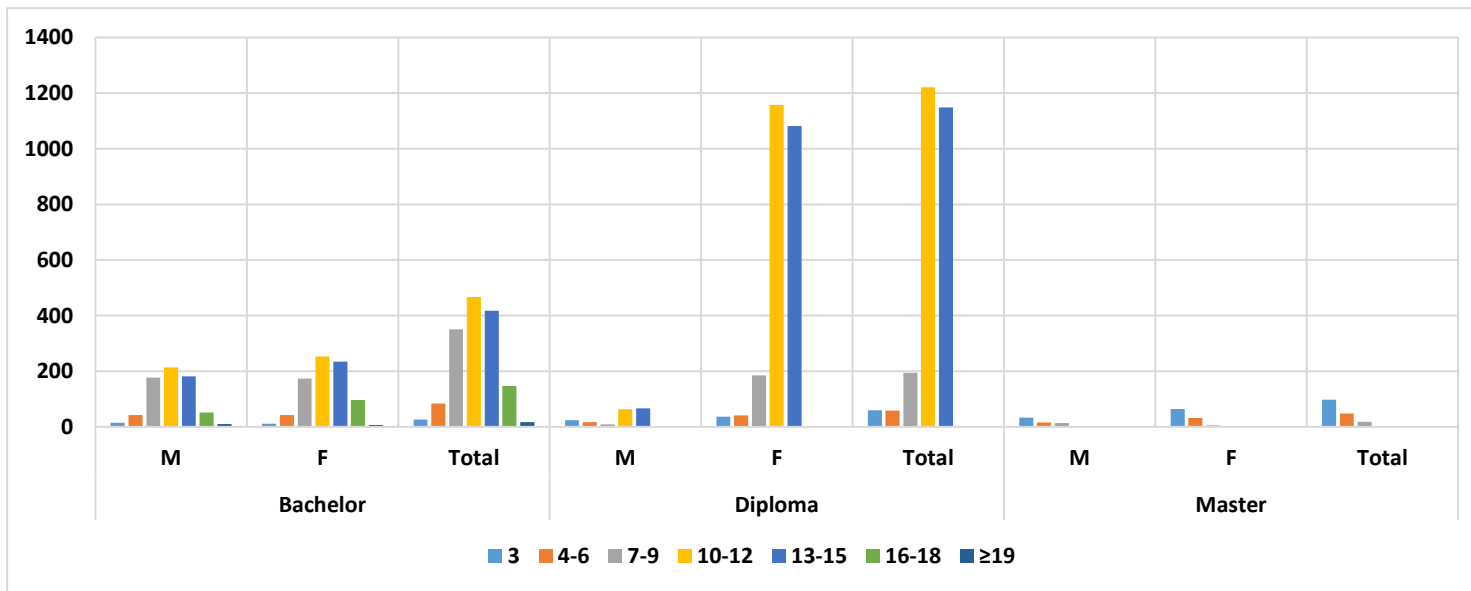
	Male	Female	Joint	Total
<b>Engineering</b>	0	0	71	<b>85</b>
<b>Pharmacy</b>	14	33	56	<b>112</b>
<b>Law</b>	0	0	68	<b>60</b>
<b>Education</b>	0	0	149	<b>151</b>
<b>Business</b>	0	0	91	<b>78</b>
<b>Communication &amp; Media</b>	0	0	33	<b>32</b>
<b>Total</b>	14	33	468	<b>515</b>



**Credit Hours Registered**

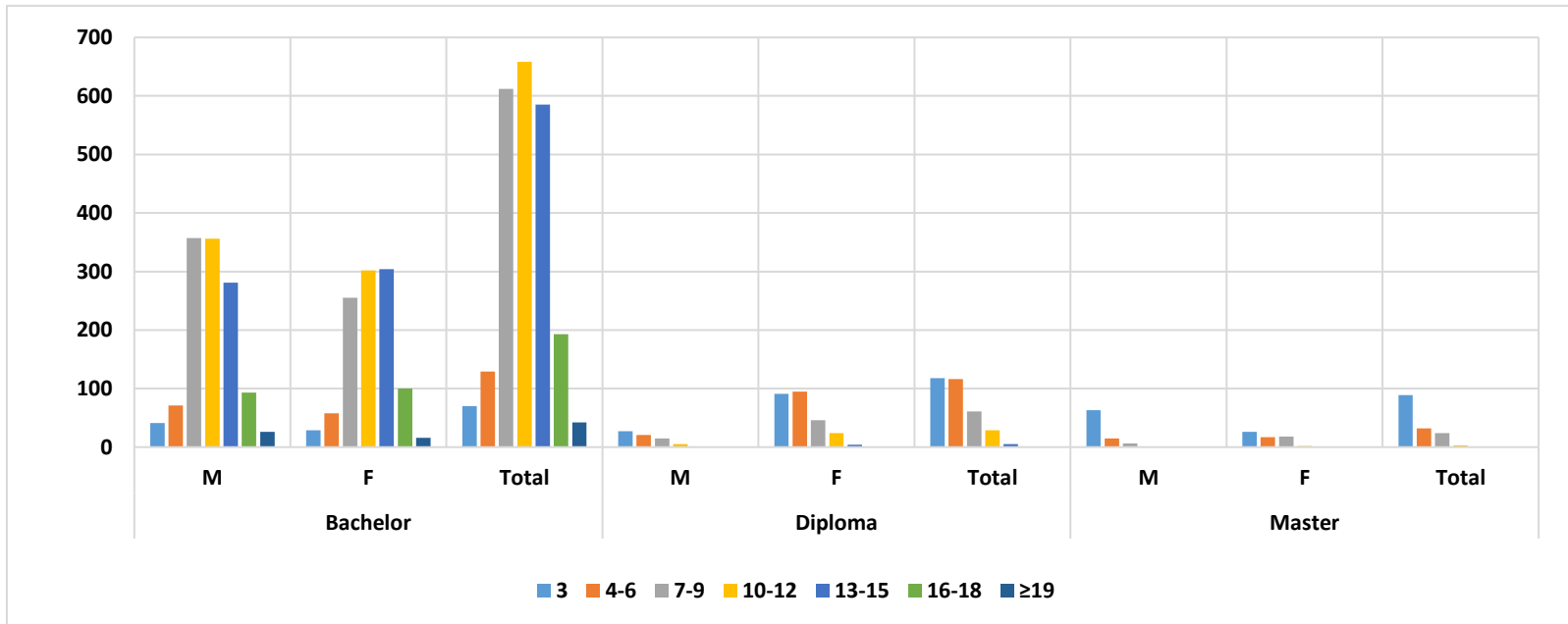
**Students by Credit Hours Registered in the University  
Al Ain Caompus (2022-2023)**

Credit Hours *	Bachelors					Diploma					Masters				
	Male	%	Female	%	Total	Male	%	Female	%	Total	Male	%	Female	%	Total
3	15	2.2	11	1.3	26	24	5.8	22	1.2	32	46	41.4	67	44.7	113
4-6	42	6.1	42	5.1	84	17	4.7	37	2.0	45	34	30.6	34	22.7	68
7-9	177	25.6	174	21.3	351	9	19.9	360	19.1	394	30	27.0	45	30.0	75
10-12	214	31.0	253	30.9	467	63	26.3	316	16.7	361	1	0.9	4	2.7	5
13-15	182	26.3	235	28.7	417	67	43.3	1151	61.0	1225	0	0.0	0	0.0	0
16-18	51	7.4	96	11.7	147	0	0.0	1	0.1	1	0	0.0	0	0.0	0
≥19	10	1.4	7	0.9	17	0	0.0	0	0.0	0	0	0.0	0	0.0	0



## Students by Credit Hours Registered in the University Abu Dhabi Campus (2022-2023)

Credit Hours *	Bachelors					Diploma					Masters				
	Male	%	Female	%	Total	Male	%	Female	%	Total	Male	%	Female	%	Total
3	41	3.3	29	0.7	15	12	35.3	46	28.9	58	45	39.5	48	43.2	93
4-6	71	5.8	58	5.5	151	9	26.5	56	35.2	65	41	36.0	41	36.9	82
7-9	357	29.1	255	24.0	631	9	26.5	36	22.6	45	27	23.7	21	18.9	48
10-12	356	29.1	302	28.4	735	4	11.8	17	10.7	21	1	0.9	1	0.9	2
13-15	281	22.9	304	28.6	726	0	0	3	1.9	3	0	0.0	0	0.0	0
16-18	93	7.6	100	9.4	186	0	0	1	0.6	1	0	0.0	0	0.0	0
≥19	26	2.1	16	1.5	26	0	0	0	0.0	0	0	0.0	0	0.0	0



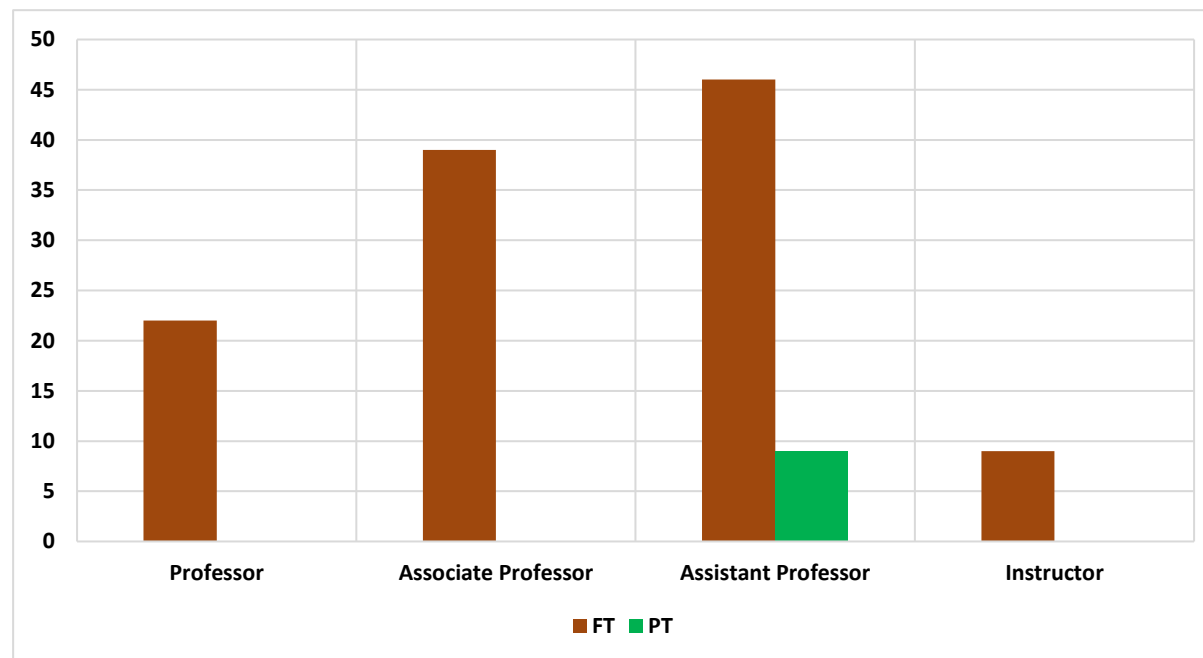


# **B. Faculty and Staff Statistics**

## Faculty Members

### Faculty Members by Rank and Tybe of Contract Al Ain Campus

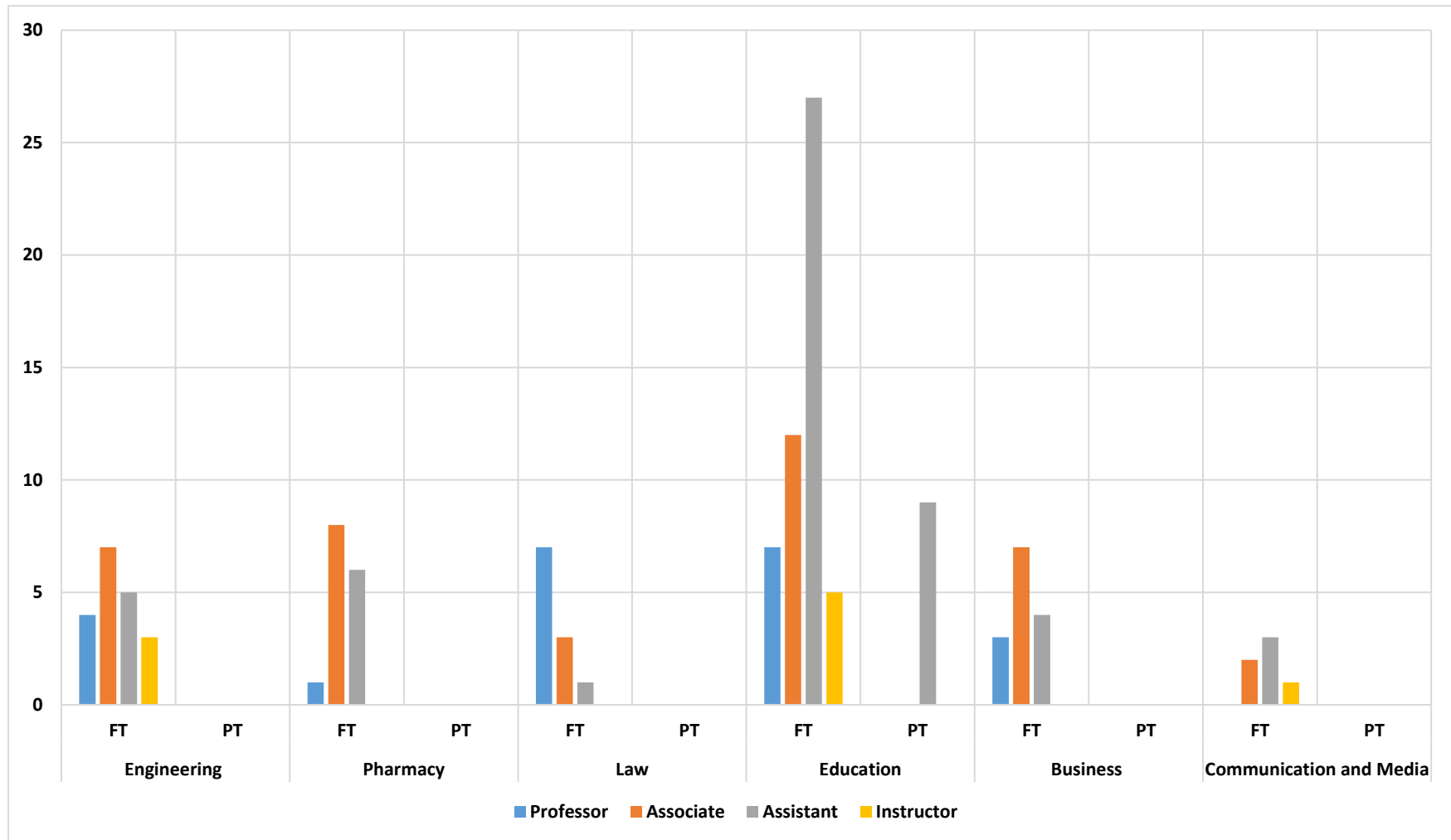
<i>Rank</i>	<i>FT</i>	<i>%</i>	<i>PT</i>	<i>%</i>	<i>Total</i>
<i>Professor</i>	22	19	0	0	<b>22</b>
<i>Associate Professor</i>	39	34	0	0	<b>39</b>
<i>Assistant Professor</i>	46	40	9	100	<b>55</b>
<i>Instructor</i>	09	8	0	0	<b>09</b>
<b>Total</b>	<b>116</b>	<b>100</b>	<b>9</b>	<b>100</b>	<b>125</b>



## Faculty Members by Rank , Type of Contract and College Al Ain Campus

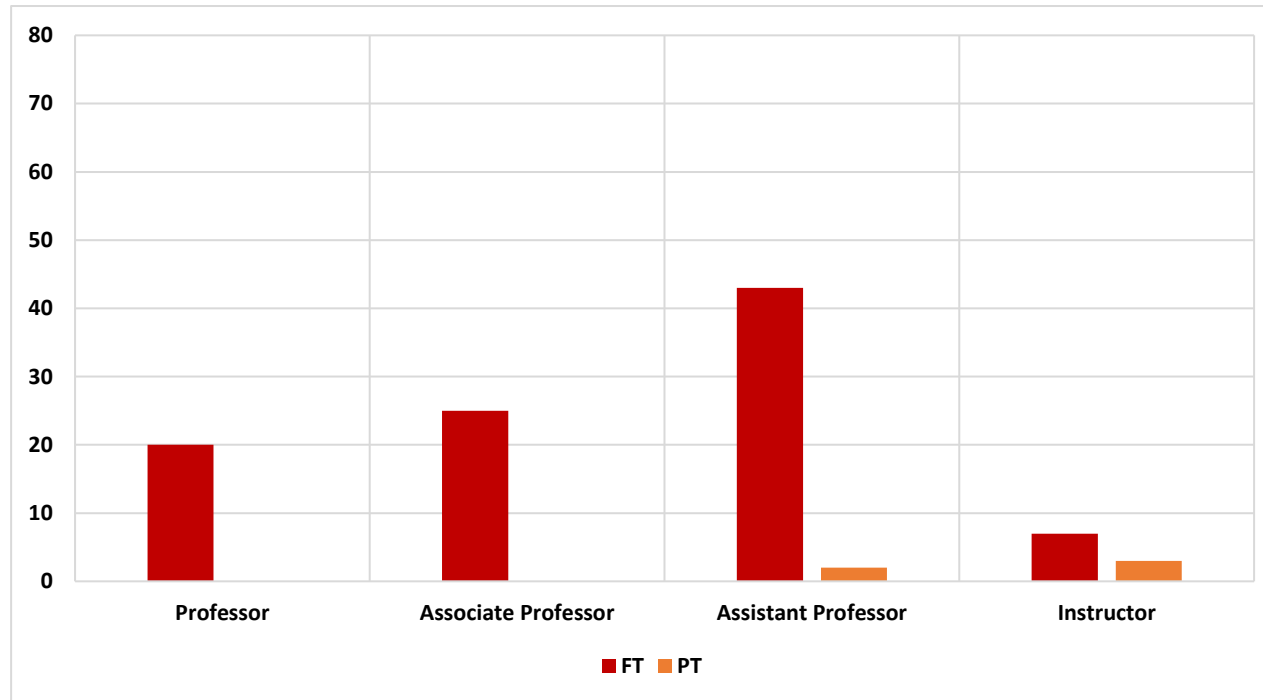
College		Professor	Associate	Assistant	Instructor	Total
<b>Engineering</b>	FT	4	7	5	3	19
	PT	0	0	0	0	0
<b>Pharmacy</b>	FT	1	8	6	0	15
	PT	0	0	0	0	0
<b>Law</b>	FT	7	3	1	0	11
	PT	0	0	0	0	0
<b>Education</b>	FT	7	12	27	5	51
	PT	0	0	9	0	9
<b>Business</b>	FT	3	7	4	0	14
	PT	0	0	0	0	0
<b>Communication and Media</b>	FT	0	2	3	1	6
	PT	0	0	0	0	0
<b>Total</b>		<b>22</b>	<b>39</b>	<b>55</b>	<b>9</b>	<b>125</b>

Faculty Members by Rank and College (Al Ain Campus)



## Faculty Members by Rank and Tybe of Contract Abu Dhabi Campus

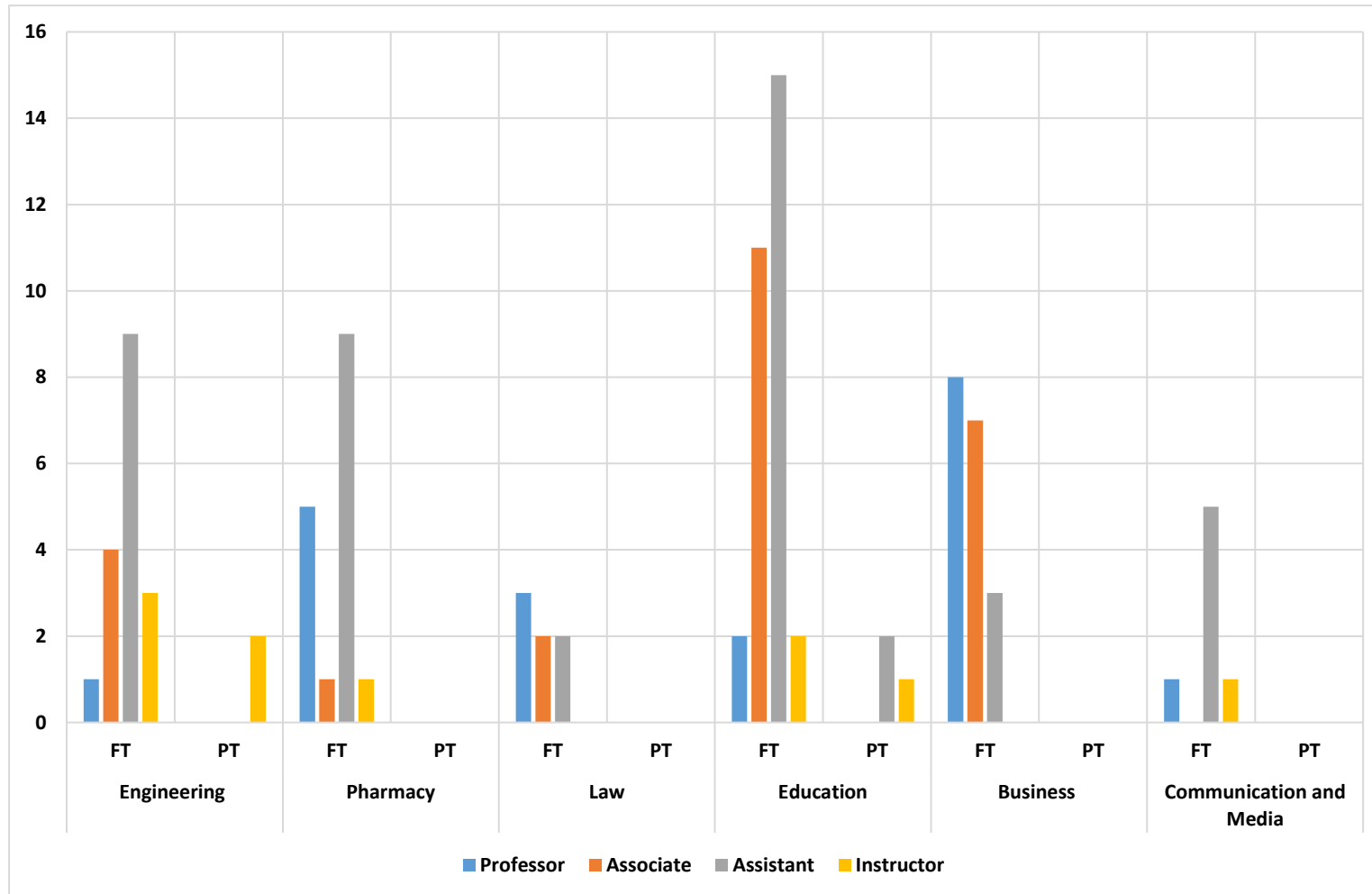
Rank	FT	%	PT	%	Total
Professor	20	21	0	0	20
Associate Professor	25	26	0	0	25
Assistant Professor	43	45	2	40	45
Instructor	07	7	3	60	10
<b>Total</b>	<b>95</b>	<b>100</b>	<b>5</b>	<b>100</b>	<b>100</b>



## Faculty Members by Rank Type of Contract and College Abu Dhabi Campus

<i>College</i>		<i>Professor</i>	<i>Associate</i>	<i>Assistant</i>	<i>Instructor</i>	<i>Total</i>
<i>Engineering</i>	<b>FT</b>	1	4	9	3	<b>17</b>
	<b>PT</b>	0	0	0	2	<b>2</b>
<i>Pharmacy</i>	<b>FT</b>	5	1	9	1	<b>16</b>
	<b>PT</b>	0	0	0	0	<b>0</b>
<i>Law</i>	<b>FT</b>	3	2	2	0	<b>7</b>
	<b>PT</b>	0	0	0	0	<b>0</b>
<i>Education</i>	<b>FT</b>	2	11	15	2	<b>30</b>
	<b>PT</b>	0	0	2	1	<b>3</b>
<i>Business</i>	<b>FT</b>	8	7	3	0	<b>18</b>
	<b>PT</b>	0	0	0	0	<b>0</b>
<i>Communication and Media</i>	<b>FT</b>	1	0	5	1	<b>7</b>
	<b>PT</b>	0	0	0	0	<b>0</b>
<b>Total</b>		<b>20</b>	<b>25</b>	<b>45</b>	<b>10</b>	<b>100</b>

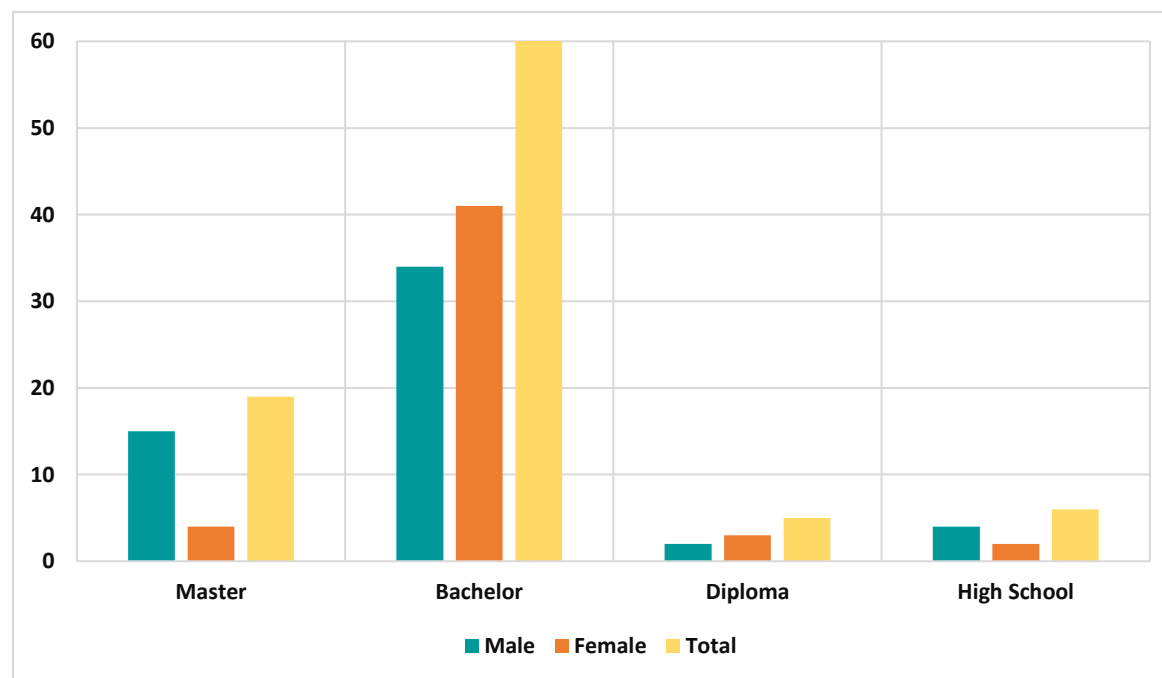
### Faculty Members by Rank and College (Abu Dhabi Campus)



**Staff Members**

**Staff Members by Qualification and Gender  
Al Ain Campus**

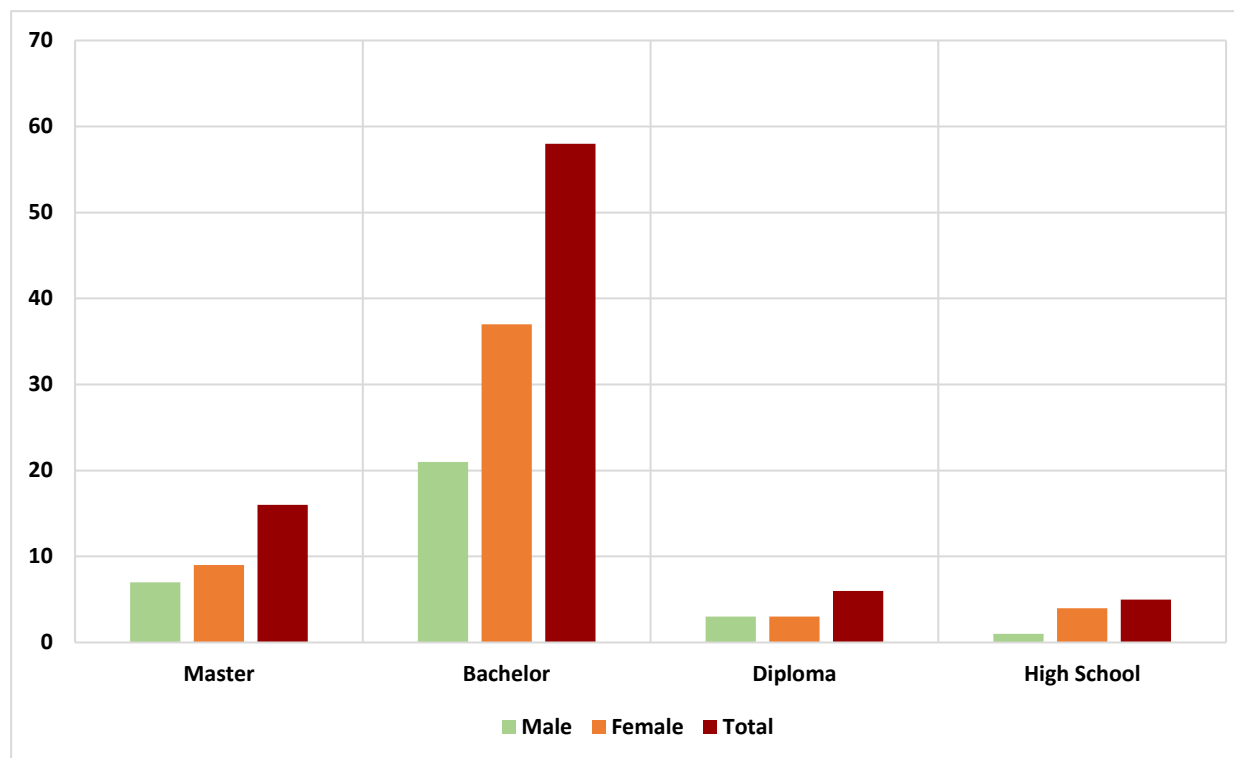
	<i>Master</i>	<i>Bachelor</i>	<i>Diploma</i>	<i>High School</i>	<i>Total</i>
<i>Male</i>	15	34	02	04	<b>55</b>
<i>Female</i>	04	41	03	02	<b>50</b>
<b>Total</b>	<b>19</b>	<b>75</b>	<b>5</b>	<b>6</b>	<b>105</b>





## Staff Members by Qualification and Gender Abu Dhabi Campus

	<i>Master</i>	<i>Bachelor</i>	<i>Diploma</i>	<i>High School</i>	<i>Total</i>
<i>Male</i>	07	21	03	01	<b>32</b>
<i>Female</i>	09	37	03	04	<b>53</b>
<i>Total</i>	<b>16</b>	<b>58</b>	<b>6</b>	<b>5</b>	<b>85</b>



# **C. Facilities Statistics**

## Staff Offices

	2018/2019	2019/2020*	2020/2021*	2021/2022	2022/2023*
<i>Academic Staff Offices</i>	159	271	263	126	266
<i>Admin Staff Offices</i>	108	182	128	52	188

\*The numbers are for Al Ain and Abu Dhabi Campuses, while for the rest of the academic years, the numbers are for Al Ain campus only.

## Students Facilities

	2018/2019	2019/2020*	2020/2021*	2021/2022	2022/2023*
<i>Classrooms</i>	64	100	100	21	55
<i>Computer Labs</i>	34	35	28	23	37
<i>Computers in the Students' Labs</i>	1050	1077	989	720	1652
<i>Engineering Labs</i>	23	23	23	12	9
<i>Pharmacy Labs</i>	10	17	17	10	21
<i>Language Labs</i>	1	5	4	1	1
<i>Mosque</i>	2	5	3	4	7
<i>Book Shop</i>	2	4	3	1	2
<i>Cafeteria</i>	3	6	8	4	7
<i>Sport Halls</i>	2	4	4	2	7

\* The numbers are for Al Ain and Abu Dhabi Campuses, while for the rest of the academic years, the numbers are for Al Ain campus only.

## Transportation

	2018/2019	2019/2020*	2020/2021	2021/2022	2022/2023*
<i>Number of Buses</i>	3	9	3	2	9
<i>Number of Drivers</i>	7	16	7	5	9
<i>Number of Students Using Transportation</i>	32	142	0 (due to the pandemic)	18	64

\* The numbers are for Al Ain and Abu Dhabi Campuses, while for the rest of the academic years, the numbers are for Al Ain campus only.

## Space Available for Students

<i>Space (m<sup>2</sup>)</i>				
<i>2018/2019</i>	<i>2019/2020*</i>	<i>2020/2021*</i>	<i>2021/2022</i>	<i>2022/2023*</i>
127,644	133,126	131,380	127,644	144,044

\* The numbers are for Al Ain and Abu Dhabi Campuses, while for the rest of the academic years, the numbers are for Al Ain campus only.

## Library Holdings

	<i>2018/2019</i>	<i>2019/2020</i>	<i>2020/2021</i>	<i>2021/2022</i>	<i>2022/2023</i>
<i>Books</i>	63,122	66,619	68,858	70,716	80,455
<i>Online Database (Journals, E/Books)</i>	178,034	202,564	222,037	237,942	285,990
<i>Periodicals</i>	7,304	7,865	8,609	9,100	9,754
<i>Multimedia</i>	3,102	3,229	3,408	3,552	3,650

**Financial Statistics**

➤ **Expenditure**

<i>Items</i>	<i>2018/2019</i>	<i>2019/2020</i>	<i>2020/2021</i>	<i>2021/2022</i>	<i>2022/2023</i>
<i>Lab Exp.</i>	175,708	48,307	309,350	400,762	366,423
<i>Academic Accreditation</i>	564,790	1,211,659	898,928	1,072,785	1,205,973
<i>Conferences</i>	562,905	704,675	57,707	517,956	509,495
<i>Research Incentives</i>	338,953	899,636	1,485,540	2,322,293	3,726,450
<i>Thesis</i>	138,500	59,000	220,114	289,000	108,000
<i>Database registration</i>	763,352	1,370,519	965,309	1,060,476	1,022,313
<i>IT Labs Exp.</i>	154,159	416,936	100,540	343,526	257,898
<i>Int'l membership</i>	404,773	341,389	185,106	139,250	119,906
<i>Computer Machines</i>	375,124	769,905	377,568	855,164	583,562
<i>Library</i>	179,203	111,699	144,696	109,240	101,329
<i>Software</i>	416,589	261,476	595,832	341,104	197,741
<i>Networking</i>	401,995	1,088,996	1,313,998	317,542	310,027
<i>Pharmacy Tools</i>	395,445	48,599	2,500	1,119,501	506,743
<i>Engineering Labs.</i>	225,720	259,914	1,622,254	138,850	-
<b>Total</b>	<b>5,097,216</b>	<b>7,592,710</b>	<b>8,279,442</b>	<b>9,027,449</b>	<b>9,015,862</b>

➤ **Financial Aids & Scholarships**

<i>Academic Year</i>	<i>Amount (AED)</i>
<i>2018/2019</i>	11,523,399
<i>2019/2020</i>	16,658,388
<i>2020/2021</i>	17,905,102
<i>2021/2022</i>	31,531,931
<i>2022/2023</i>	29,569,010

# **Part II: Colleges Statistics**

# 1. College of Engineering

**College of Engineering**

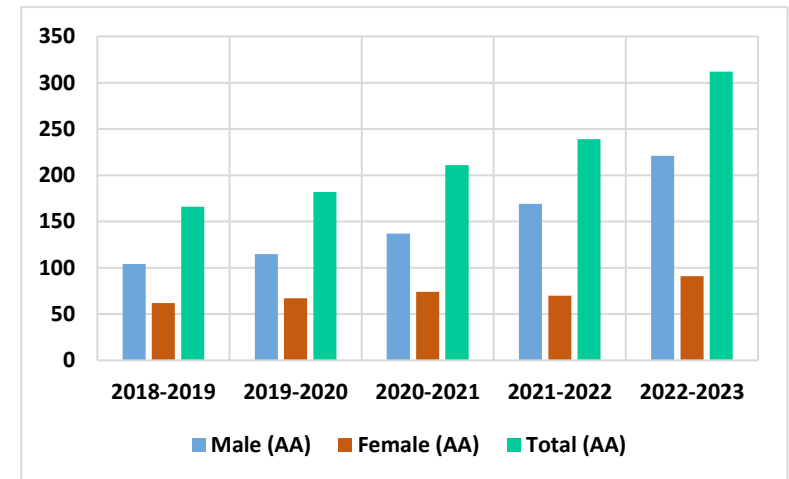
<b>Students' Enrollment</b>	<b>48</b>
<b>New Enrolled Students</b>	<b>55</b>
<b>Graduates</b>	<b>60</b>
<b>Students' Achievement</b>	<b>63</b>
<b>Number of Sections Offered</b>	<b>65</b>
<b>Credit Hours Registered</b>	<b>67</b>



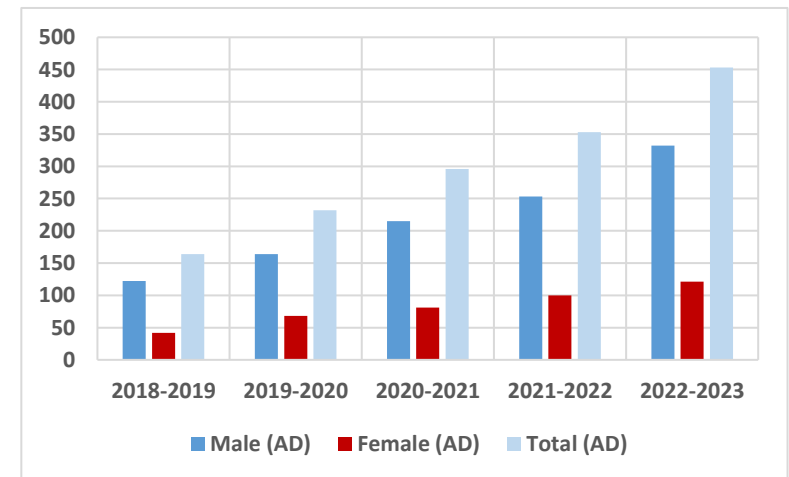
## Students' Enrollment

### Students' Enrollment by Year and Gender

<b>Al Ain Campus</b>			
	<i>Male</i>	<i>Female</i>	<i>Total</i>
<b>2018-2019</b>	104	62	<b>166</b>
<b>2019-2020</b>	115	67	<b>182</b>
<b>2020-2021</b>	137	74	<b>211</b>
<b>2021-2022</b>	169	70	<b>239</b>
<b>2022-2023</b>	221	91	<b>312</b>



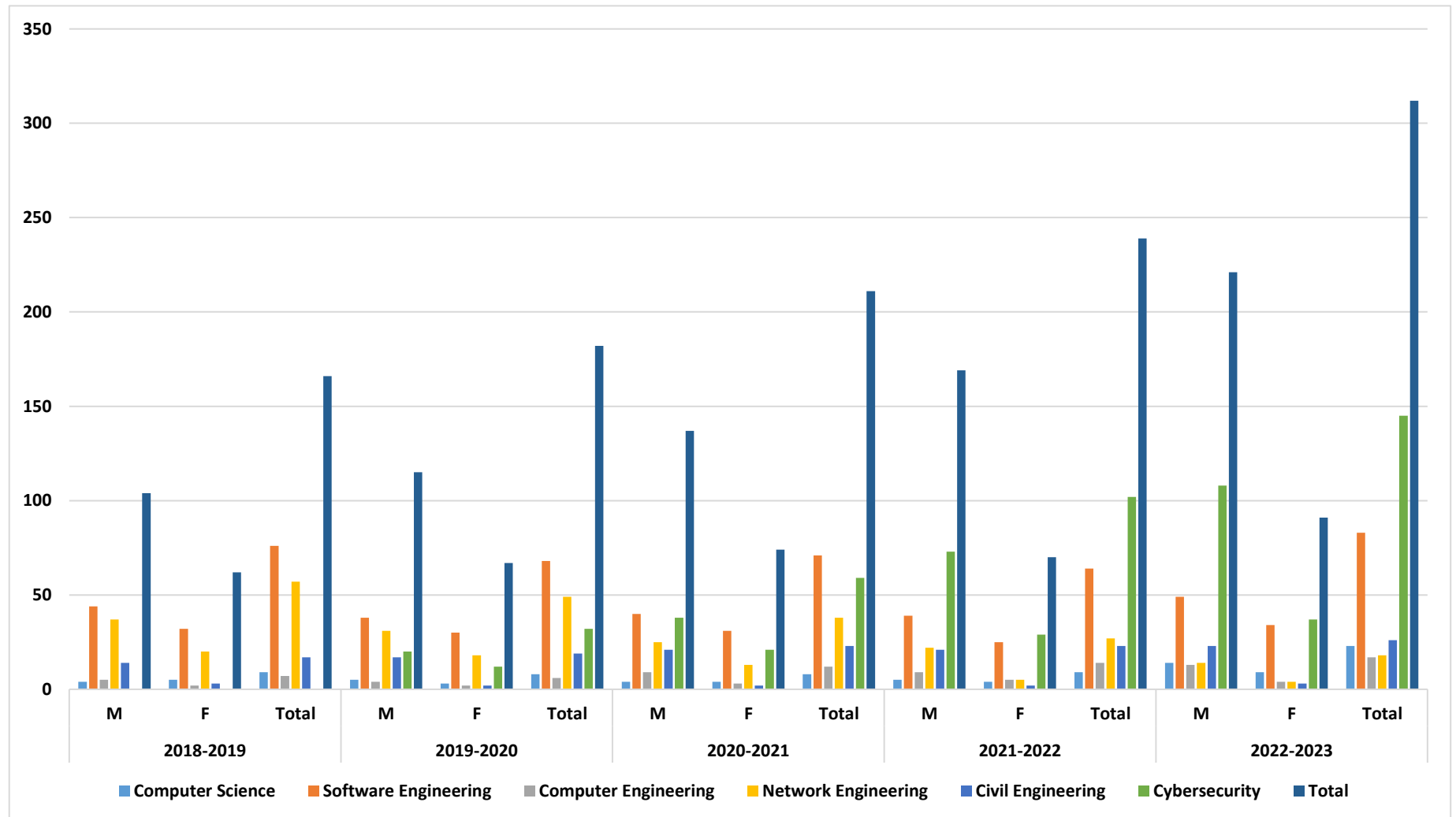
<b>Abu Dhabi Campus</b>			
	<i>Male</i>	<i>Female</i>	<i>Total</i>
<b>2018-2019</b>	122	42	<b>164</b>
<b>2019-2020</b>	164	68	<b>232</b>
<b>2020-2021</b>	215	81	<b>296</b>
<b>2021-2022</b>	253	100	<b>353</b>
<b>2022-2023</b>	332	121	<b>453</b>



## Students' Enrollment by Major and Gender Al Ain Campus

	2018-2019			2019-2020			2020-2021			2021-2022			2022-2023		
	M	F	Total	M	F	Total	M	F	Total	M	F	Total	M	F	Total
<i>Computer Science</i>	4	5	9	5	3	8	4	4	8	5	4	9	14	9	23
<i>Software Engineering</i>	44	32	76	38	30	68	40	31	71	39	25	64	49	34	83
<i>Computer Engineering</i>	5	2	7	4	2	6	9	3	12	9	5	14	13	4	17
<i>Network Engineering</i>	37	20	57	31	18	49	25	13	38	22	5	27	14	4	18
<i>Civil Engineering</i>	14	3	17	20	12	32	21	2	23	21	2	23	23	3	26
<i>Cybersecurity</i>				20	12	32	38	21	59	73	29	102	108	37	145
<b>Total</b>	<b>104</b>	<b>62</b>	<b>166</b>	<b>115</b>	<b>67</b>	<b>182</b>	<b>137</b>	<b>74</b>	<b>211</b>	<b>169</b>	<b>70</b>	<b>239</b>	<b>221</b>	<b>91</b>	<b>312</b>

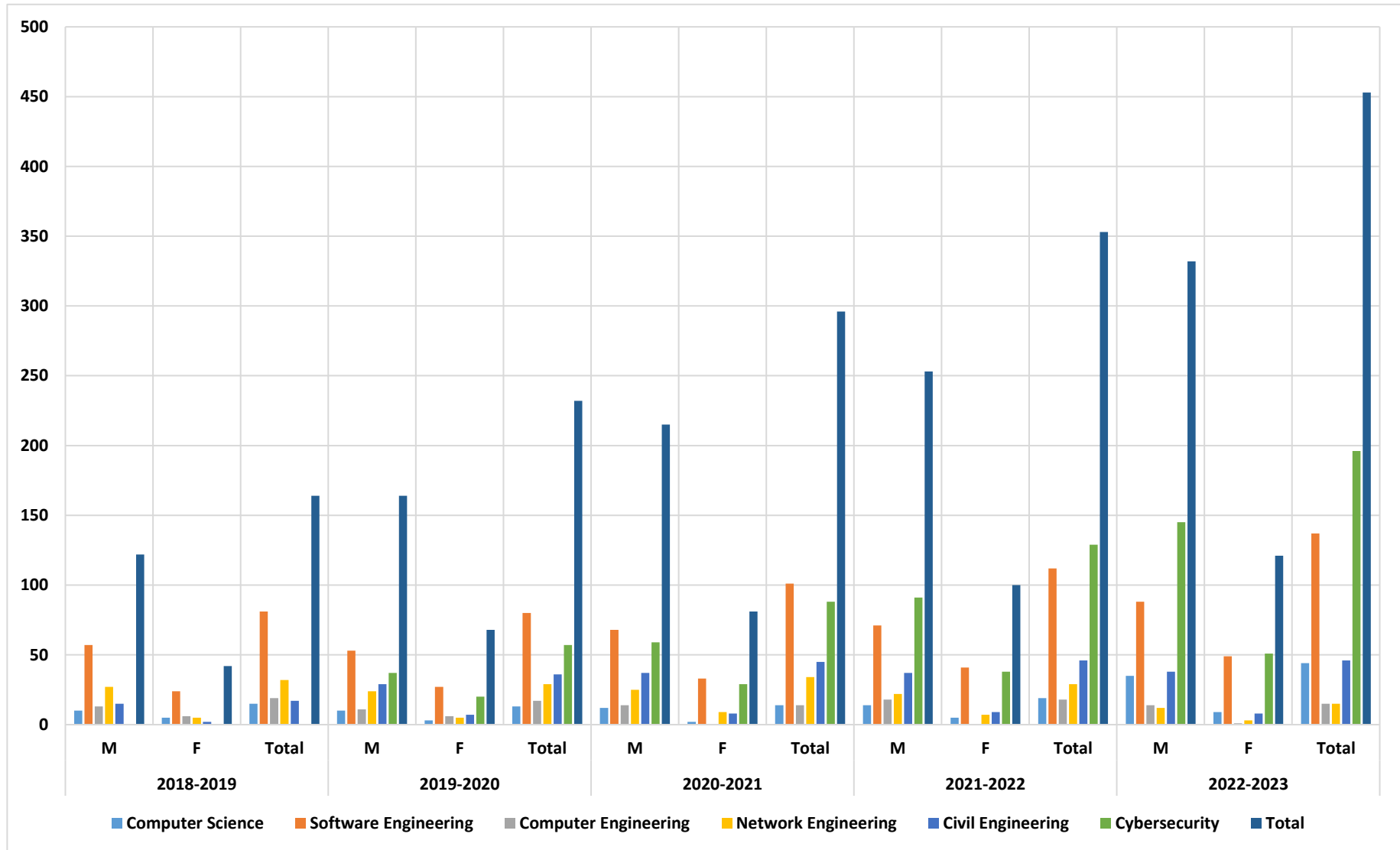
### Students' Enrollment by Major and Gender (Al Ain Campus)



## Students' Enrollment by Major and Gender Abu Dhabi Campus

	2018-2019			2019-2020			2020-2021			2021-2022			2022-2023		
	M	F	Total	M	F	Total	M	F	Total	M	F	Total	M	F	Total
<i>Computer Science</i>	10	5	<b>15</b>	10	3	<b>13</b>	12	2	<b>14</b>	14	5	<b>19</b>	35	9	<b>44</b>
<i>Software Engineering</i>	57	24	<b>81</b>	53	27	<b>80</b>	68	33	<b>101</b>	71	41	<b>112</b>	88	49	<b>137</b>
<i>Computer Engineering</i>	13	6	<b>19</b>	11	6	<b>17</b>	14	0	<b>14</b>	18	0	<b>18</b>	14	1	<b>15</b>
<i>Network Engineering</i>	27	5	<b>32</b>	24	5	<b>29</b>	25	9	<b>34</b>	22	7	<b>29</b>	12	3	<b>15</b>
<i>Civil Engineering</i>	15	2	<b>17</b>	29	7	<b>36</b>	37	8	<b>45</b>	37	9	<b>46</b>	38	8	<b>46</b>
<i>Cybersecurity</i>	0	0	<b>0</b>	37	20	<b>57</b>	59	29	<b>88</b>	91	38	<b>129</b>	145	51	<b>196</b>
<i>Total</i>	<b>122</b>	<b>42</b>	<b>164</b>	<b>164</b>	<b>68</b>	<b>232</b>	<b>215</b>	<b>81</b>	<b>296</b>	<b>253</b>	<b>100</b>	<b>353</b>	<b>332</b>	<b>121</b>	<b>453</b>

## Students' Enrollment by Major and Gender (Abu Dhabi Campus)



## Students' Enrollment by Nationality and Gender Al Ain Campus

	2018-2019						2019-2020						2020-2021					
	M	%	F	%	Total	%	M	%	F	%	Total	%	M	%	F	%	Total	%
<i>UAE</i>	16	15.4	7	11.3	23	13.9	21	18.3	5	7.5	26	14.3	27	19.7	10	13.5	37	17.5
<i>GCC *</i>	1	1.0	3	4.8	4	2.4	0	0.0	4	6.0	4	2.2	0	0.0	1	1.4	1	0.5
<i>Others</i>	87	83.7	52	83.9	139	83.7	94	81.7	58	86.6	152	83.5	110	80.3	63	85.1	173	82.0
<b>Total</b>	<b>104</b>	<b>100</b>	<b>62</b>	<b>100</b>	<b>166</b>	<b>100</b>	<b>115</b>	<b>100</b>	<b>67</b>	<b>100</b>	<b>182</b>	<b>100</b>	<b>137</b>	<b>100</b>	<b>74</b>	<b>100</b>	<b>211</b>	<b>100</b>

	2021-2022						2022-2023					
	M	%	F	%	Total	%	M	%	F	%	Total	%
<i>UAE</i>	27	16.0	11	16	38	15.9	21	9.5	14	15.4	35	11.2
<i>GCC *</i>	2	1.2	2	2.9	4	1.7	4	1.8	4	4.4	8	2.6
<i>Others</i>	140	83	57	81.4	197	82.4	196	88.7	73	80.2	269	86.2
<b>Total</b>	<b>169</b>	<b>100</b>	<b>70</b>	<b>100</b>	<b>239</b>	<b>100</b>	<b>221</b>	<b>100</b>	<b>91</b>	<b>100</b>	<b>312</b>	<b>100</b>

\* GCC: Gulf Cooperation Council

## Students' Enrollment by Nationality and Gender Abu Dhabi Campus

	2018-2019						2019-2020						2020-2021					
	M	%	F	%	Total	%	M	%	F	%	Total	%	M	%	F	%	Total	%
<b>UAE</b>	31	25.4	14	33.3	45	27.4	44	26.8	14	20.6	58	13.4	43	20.0	18	22.2	61	20.6
<b>GCC *</b>	0	0.0	0	0.0	0	0.0	0	0.0	1	1.5	1	0.2	0	0.0	0	0.0	0	0.0
<b>Others</b>	91	74.6	28	66.7	119	72.6	120	73.2	53	77.9	173	40.0	172	80.0	63	77.8	235	79.4
<b>Total</b>	<b>122</b>	<b>100</b>	<b>42</b>	<b>100</b>	<b>164</b>	<b>100</b>	<b>164</b>	<b>100</b>	<b>68</b>	<b>100</b>	<b>232</b>	<b>100</b>	<b>215</b>	<b>100</b>	<b>81</b>	<b>100</b>	<b>296</b>	<b>100</b>

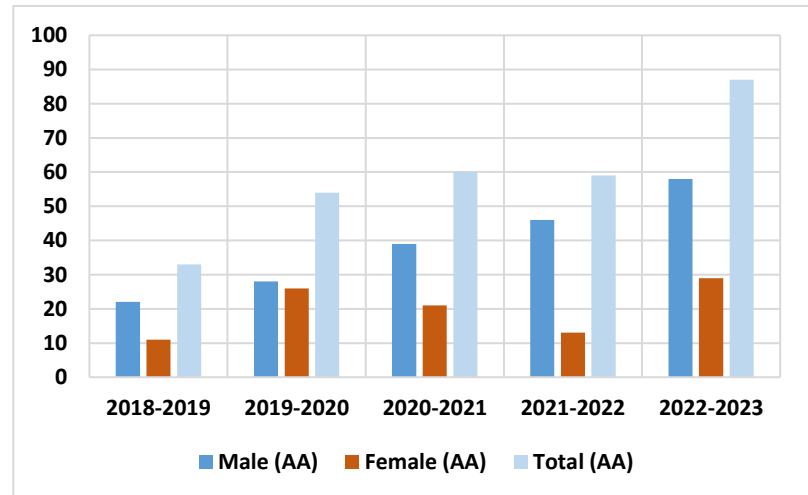
	2021-2022						2022-2023					
	M	%	F	%	Total	%	M	%	F	%	Total	%
<b>UAE</b>	67	26	17	17	84	23.8	70	21.1	18	14.9	88	19.4
<b>GCC *</b>	1	0.4	0	0	1	0.3	1	0.3	0	0.0	1	0.2
<b>Others</b>	185	73	83	83	268	75.9	261	78.6	103	85.1	364	80.4
<b>Total</b>	<b>253</b>	<b>100</b>	<b>100</b>	<b>100</b>	<b>353</b>	<b>100</b>	<b>332</b>	<b>100</b>	<b>121</b>	<b>100</b>	<b>453</b>	<b>100</b>

\* GCC: Gulf Cooperation Council

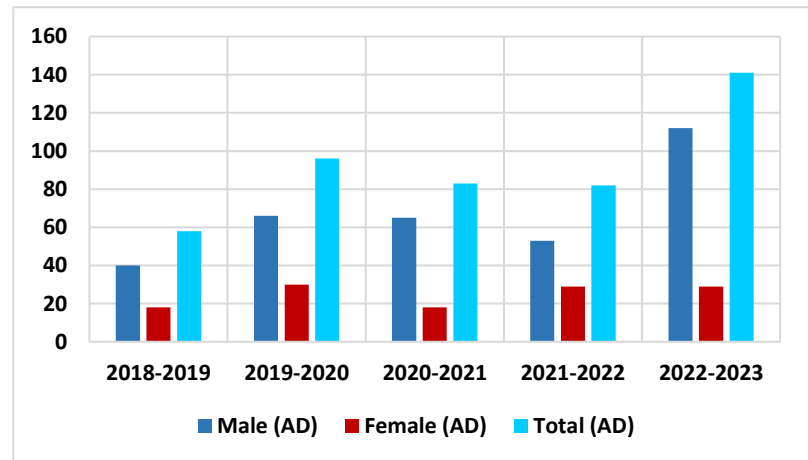
## New Enrolled Students

### New Enrolled Students by Year and Gender

Al Ain Campus			
	Male	Female	Total
<b>2018-2019</b>	22	11	<b>33</b>
<b>2019-2020</b>	28	26	<b>54</b>
<b>2020-2021</b>	39	21	<b>60</b>
<b>2021-2022</b>	46	13	<b>59</b>
<b>2022-2023</b>	58	29	<b>87</b>



Abu Dhabi Campus			
	Male	Female	Total
<b>2018-2019</b>	40	18	<b>58</b>
<b>2019-2020</b>	66	30	<b>96</b>
<b>2020-2021</b>	65	18	<b>83</b>
<b>2021-2022</b>	53	29	<b>82</b>
<b>2022-2023</b>	112	29	<b>141</b>

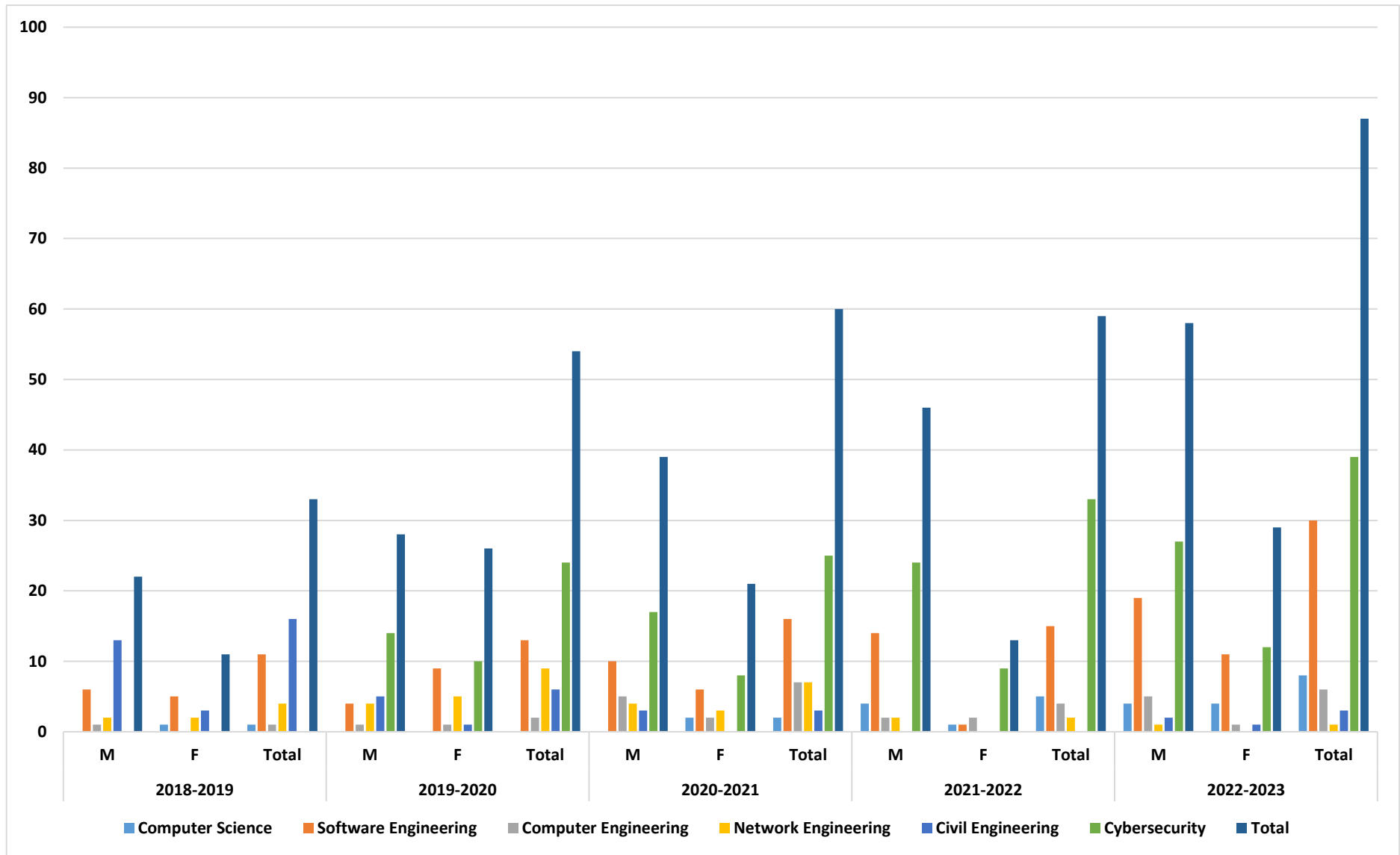




## New Enrolled Students by Major and Gender Al Ain Campus

	2018-2019			2019-2020			2020-2021			2021-2022			2022-2023		
	M	F	Total	M	F	Total	M	F	Total	M	F	Total	M	F	Total
<i>Computer Science</i>	0	1	1	0	0	0	0	2	2	4	1	5	4	4	8
<i>Software Engineering</i>	6	5	11	4	9	13	10	6	16	14	1	15	19	11	30
<i>Computer Engineering</i>	1	0	1	1	1	2	5	2	7	2	2	4	5	1	6
<i>Network Engineering</i>	2	2	4	4	5	9	4	3	7	2	0	2	1	0	1
<i>Civil Engineering</i>	13	3	16	5	1	6	3	0	3	0	0	0	2	1	3
<i>Cybersecurity</i>				14	10	24	17	8	25	24	9	33	27	12	39
<b>Total</b>	<b>22</b>	<b>11</b>	<b>33</b>	<b>28</b>	<b>26</b>	<b>54</b>	<b>39</b>	<b>21</b>	<b>60</b>	<b>46</b>	<b>13</b>	<b>59</b>	<b>58</b>	<b>29</b>	<b>87</b>

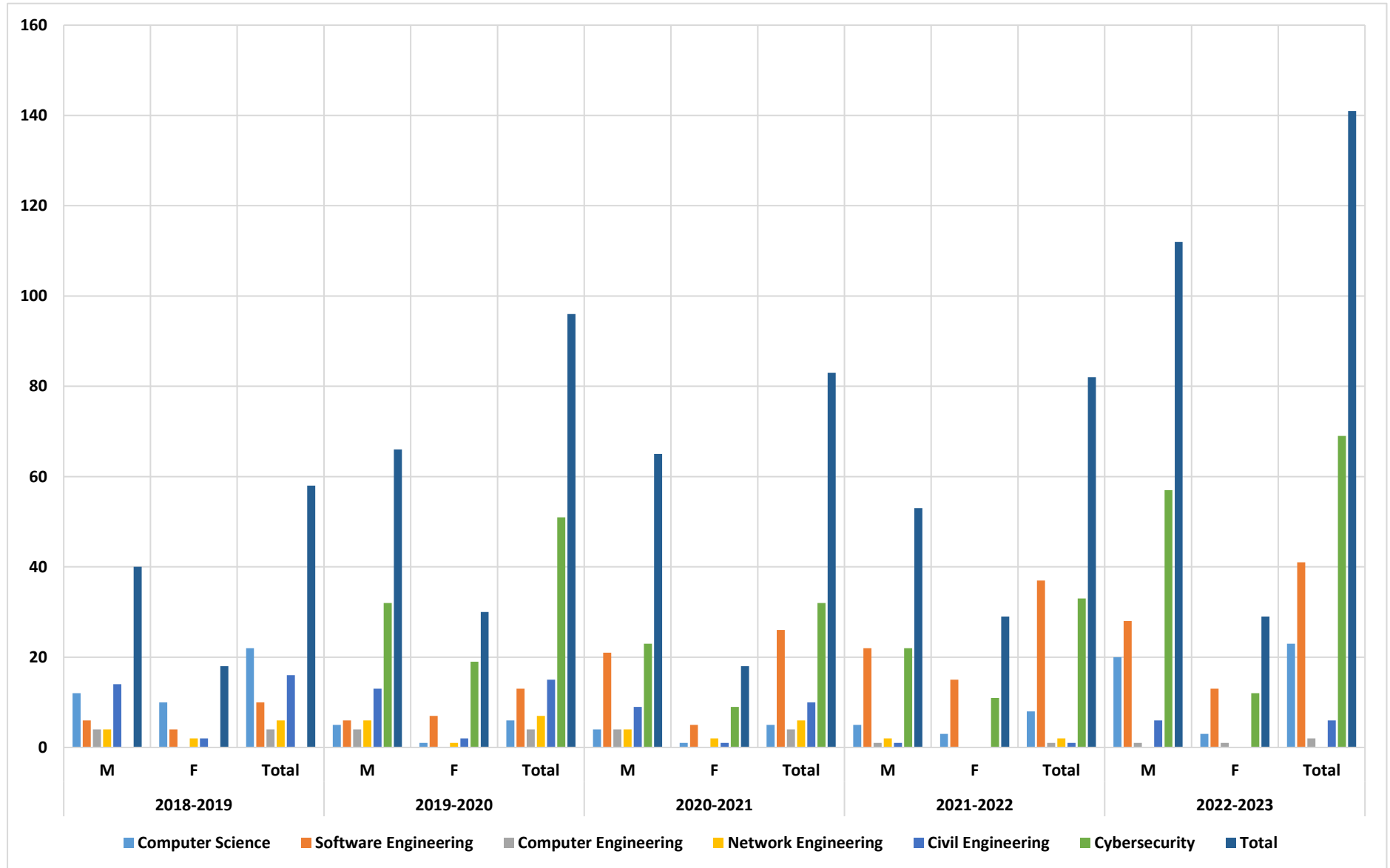
### New Enrolled Students by Major and Gender (AI Ain Campus)



## New Enrolled Students by Major and Gender Abu Dhabi Campus

	2018-2019			2019-2020			2020-2021			2021-2022			2022-2023		
	M	F	Total	M	F	Total	M	F	Total	M	F	Total	M	F	Total
<i>Computer Science</i>	6	4	10	5	1	6	4	1	5	5	3	8	20	3	23
<i>Software Engineering</i>	12	10	22	6	7	13	21	5	26	22	15	37	28	13	41
<i>Computer Engineering</i>	4	0	4	4	0	4	4	0	4	1	0	1	1	1	2
<i>Network Engineering</i>	4	2	6	6	1	7	4	2	6	2	0	2	0	0	0
<i>Civil Engineering</i>	16	14	2	15	13	2	10	9	1	1	0	1	6	0	6
<i>Cybersecurity</i>				32	19	51	23	9	32	22	11	33	57	12	69
<b>Total</b>	<b>40</b>	<b>18</b>	<b>58</b>	<b>66</b>	<b>30</b>	<b>96</b>	<b>65</b>	<b>18</b>	<b>83</b>	<b>53</b>	<b>29</b>	<b>82</b>	<b>112</b>	<b>29</b>	<b>141</b>

### New Enrolled Students by Major and Gender (Abu Dhabi Campus)

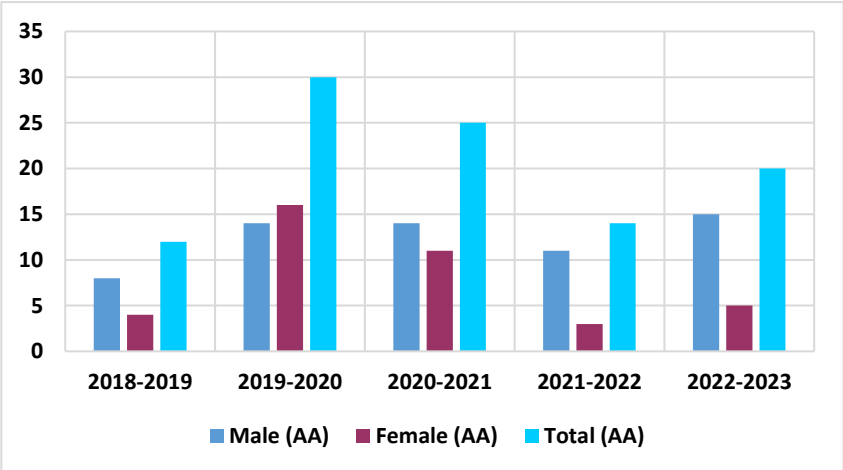


# Graduates

## Graduates by Year and Gender

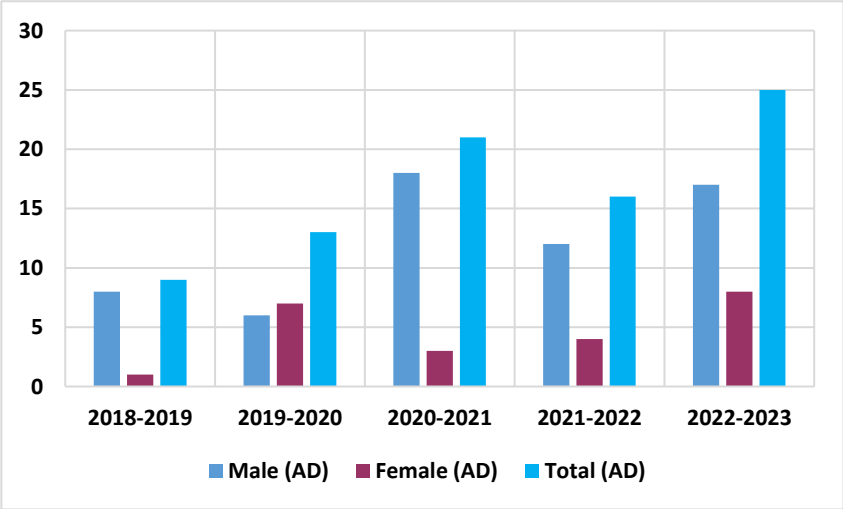
<i>Al Ain Campus</i>			
	<i>Male</i>	<i>Female</i>	<i>Total</i>
<i>2018-2019</i>	8	4	<b>12</b>
<i>2019-2020*</i>	14	16	<b>30</b>
<i>2020-2021*</i>	14	11	<b>25</b>
<i>2021-2022**</i>	11	3	<b>14</b>
<i>2022-2023**</i>	15	5	<b>20</b>

\*The graduates for the whole academic year.  
 \*\*The # graduates for the Fall & Spring semesters.



<i>Abu Dhabi Campus</i>			
	<i>Male</i>	<i>Female</i>	<i>Total</i>
<i>2018-2019</i>	8	1	<b>9</b>
<i>2019-2020*</i>	6	7	<b>13</b>
<i>2020-2021*</i>	18	3	<b>21</b>
<i>2021-2022**</i>	12	4	<b>16</b>
<i>2022-2023**</i>	17	8	<b>25</b>

\*The graduates for the whole academic year.  
 \*\*The # graduates for the Fall & Spring semesters.

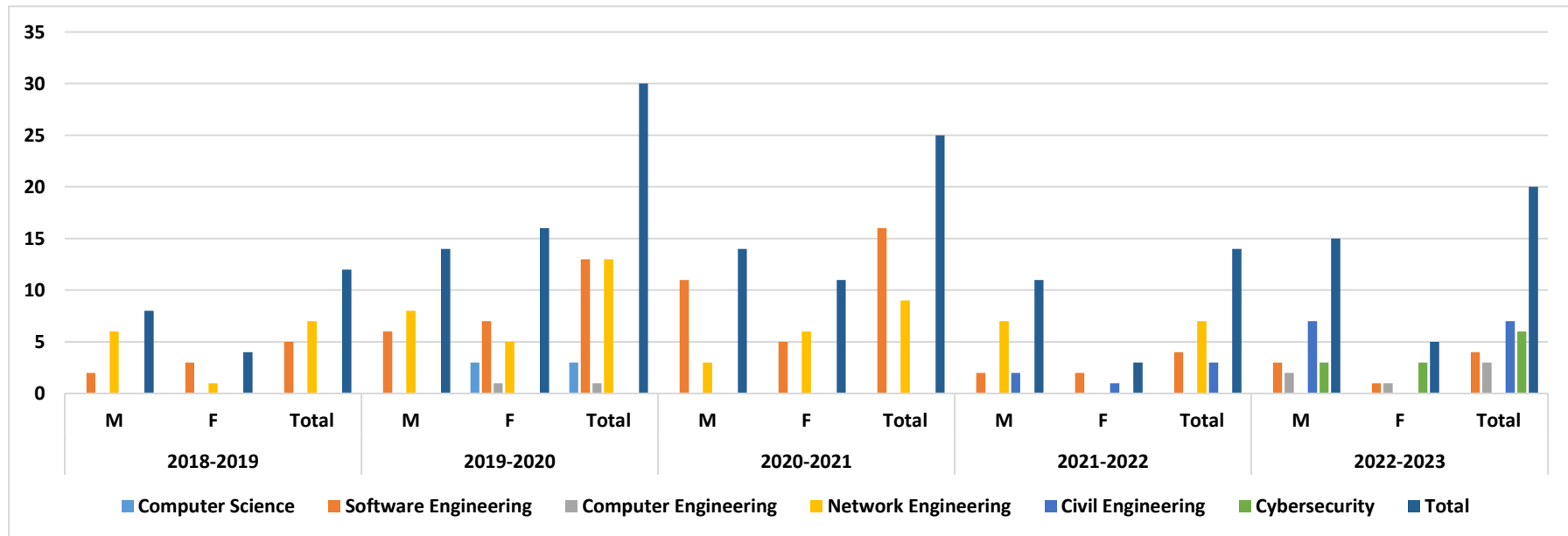


## Graduates by Major and Gender Al Ain Campus

	2018-2019			2019-2020*			2020-2021*			2021-2022**			2022-2023**		
	M	F	Total	M	F	Total	M	F	Total	M	F	Total	M	F	Total
<i>Computer Science</i>	0	0	0	0	3	3	0	0	0	0	0	0	0	0	0
<i>Software Engineering</i>	2	3	5	6	7	13	11	5	16	2	2	4	3	1	4
<i>Computer Engineering</i>	0	0	0	0	1	1	0	0	0	0	0	0	2	1	3
<i>Network Engineering</i>	6	1	7	8	5	13	3	6	9	7	0	7	0	0	0
<i>Civil Engineering</i>	0	0	0	0	0	0	0	0	0	2	1	3	7	0	7
<i>Cybersecurity</i>	0	0	0	0	0	0	0	0	0	0	0	0	3	3	6
<b>Total</b>	<b>8</b>	<b>4</b>	<b>12</b>	<b>14</b>	<b>16</b>	<b>30</b>	<b>14</b>	<b>11</b>	<b>25</b>	<b>11</b>	<b>3</b>	<b>14</b>	<b>15</b>	<b>5</b>	<b>20</b>

\*The graduates for the whole academic year.

\*\*The # graduates for the Fall & Spring semesters.

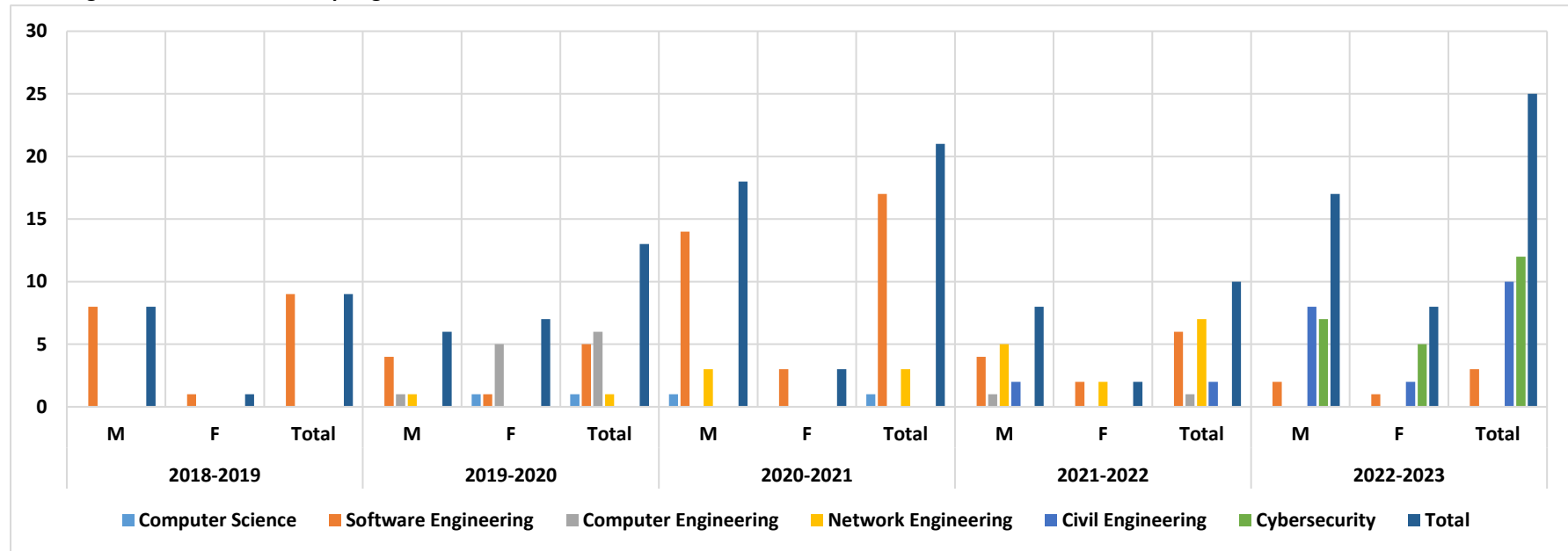


## Graduates by Major and Gender Abu Dhabi Campus

	2018-2019			2019-2020*			2020-2021*			2021-2022**			2022-2023**		
	M	F	Total	M	F	Total	M	F	Total	M	F	Total	M	F	Total
<i>Computer Science</i>	0	0	0	0	1	1	1	0	1	0	0	0	0	0	0
<i>Software Engineering</i>	8	1	9	4	1	5	14	3	17	4	2	6	2	1	3
<i>Computer Engineering</i>	0	0	0	1	5	6	0	0	0	1	0	1	0	0	0
<i>Network Engineering</i>	0	0	0	1	0	1	3	0	3	5	2	7	0	0	0
<i>Civil Engineering</i>	0	0	0	0	0	0	0	0	0	2	0	2	8	2	10
<i>Cybersecurity</i>	0	0	0	0	0	0	0	0	0	0	0	0	7	5	12
<b>Total</b>	<b>8</b>	<b>1</b>	<b>9</b>	<b>6</b>	<b>7</b>	<b>13</b>	<b>18</b>	<b>3</b>	<b>21</b>	<b>12</b>	<b>4</b>	<b>16</b>	<b>17</b>	<b>8</b>	<b>25</b>

\*The graduates for the whole academic year.

\*\*The # graduates for the Fall & Spring semesters.



## Students' Achievement

### Number of Students According to the Achievement Level and Gender Al Ain Campus

Grade	2018-2019						2019-2020						2020-2021					
	M	%	F	%	Total	%	M	%	F	%	Total	%	M	%	F	%	Total	%
<i>Excellent</i>	5	5	8	12.9	<b>13</b>	8.0	8	7.0	14	20.9	<b>22</b>	12.1	7	5.1	11	14.9	<b>18</b>	8.5
<i>Very Good</i>	12	12	13	21.0	<b>25</b>	15.4	17	14.8	19	28.4	<b>36</b>	19.8	23	16.8	26	35.1	<b>49</b>	23.2
<i>Good</i>	10	10	17	27.4	<b>27</b>	16.7	22	19.1	13	19.4	<b>35</b>	19.2	28	20.4	12	16.2	<b>40</b>	19.0
<i>Satisfactory</i>	36	36	5	8.1	<b>41</b>	25.3	29	25.2	12	17.9	<b>41</b>	22.5	47	34.3	16	21.6	<b>63</b>	29.9
<i>Unsatisfactory</i>	37	37	19	30.6	<b>56</b>	34.6	39	33.9	9	13.4	<b>48</b>	26.4	31	22.6	6	8.1	<b>37</b>	17.5

Grade	2021-2022						2022-2023					
	M	%	F	%	Total	%	M	%	F	%	Total	%
<i>Excellent</i>	11	6.5	12	17.1	<b>23</b>	9.6	20	9.0	18	19.8	<b>38</b>	12.2
<i>Very Good</i>	16	9.5	21	30.0	<b>37</b>	15.5	27	12.2	31	34.1	<b>58</b>	18.6
<i>Good</i>	44	26.0	16	22.9	<b>60</b>	25.1	35	15.8	11	12.1	<b>46</b>	14.7
<i>Satisfactory</i>	48	34.3	11	15.7	<b>59</b>	24.7	67	30.3	17	18.7	<b>84</b>	26.9
<i>Unsatisfactory</i>	49	29.0	10	14.3	<b>59</b>	24.7	70	31.7	14	15.4	<b>84</b>	26.9
<i>No GPA*</i>	1	0.6	0	0.0	<b>1</b>	0.4	2	0.9	0	0.0	<b>2</b>	0.6

\*No GPA- student enrolled and discontinued from AAU



## Number of Students According to the Achievement Level and Gender Abu Dhabi Campus

Grade	2018-2019						2019-2020						2020-2021					
	M	%	F	%	Total	%	M	%	F	%	Total	%	M	%	F	%	Total	%
<i>Excellent</i>	9	7.6	5	12.2	<b>14</b>	8.8	15	9.1	12	17.6	<b>27</b>	11.6	18	8.4	8	9.9	<b>26</b>	8.8
<i>Very Good</i>	12	10.1	11	26.8	<b>23</b>	14.4	20	12.2	18	26.5	<b>38</b>	16.4	37	17.2	27	33.3	<b>64</b>	21.6
<i>Good</i>	22	18.5	10	24.4	<b>32</b>	20.0	30	18.3	12	17.6	<b>42</b>	18.1	54	25.1	25	30.9	<b>79</b>	26.7
<i>Satisfactory</i>	29	24.4	7	17.1	<b>36</b>	22.5	51	31.1	16	23.5	<b>67</b>	28.9	67	31.2	16	19.8	<b>83</b>	28.0
<i>Unsatisfactory</i>	47	39.5	8	19.5	<b>55</b>	34.4	48	29.3	10	14.7	<b>58</b>	25.0	36	16.7	4	4.9	<b>40</b>	13.5

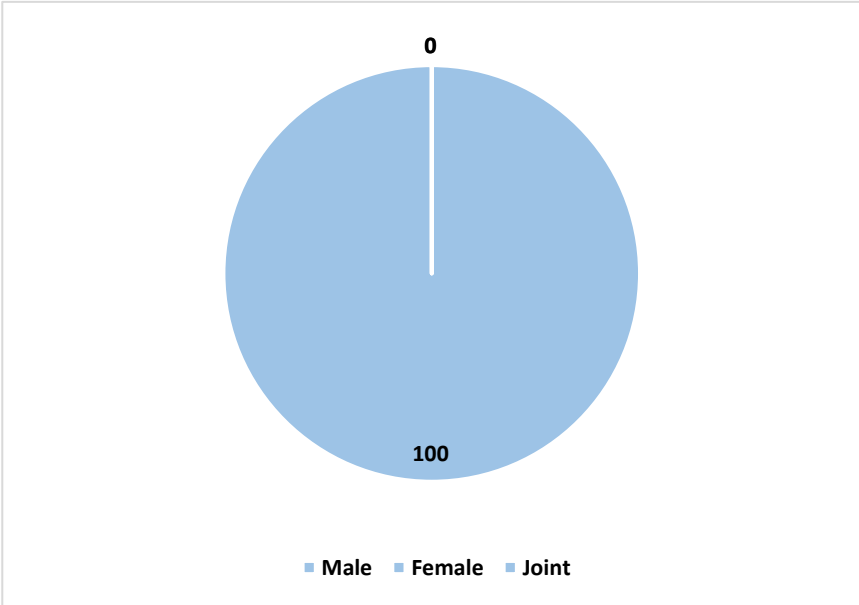
Grade	2021-2022						2022-2023					
	M	%	F	%	Total	%	M	%	F	%	Total	%
<i>Excellent</i>	19	7.5	17	17	<b>36</b>	10.2	35	10.5	24	19.8	<b>59</b>	13.0
<i>Very Good</i>	40	15.8	25	25	<b>65</b>	18.4	47	14.2	32	26.4	<b>79</b>	17.4
<i>Good</i>	52	20.6	25	25	<b>77</b>	21.8	59	17.8	24	19.8	<b>83</b>	18.3
<i>Satisfactory</i>	71	28.1	18	18	<b>89</b>	25.2	78	23.5	23	19.0	<b>101</b>	22.3
<i>Unsatisfactory</i>	69	27.3	14	14	<b>83</b>	23.5	109	32.8	18	14.9	<b>127</b>	28.0
<i>No GPA*</i>	2	0.8	1	1	<b>3</b>	0.8	4	1.2	0	0.0	<b>4</b>	0.9

\*No GPA- student enrolled and discontinued from AAU

## Number of Sections Offered

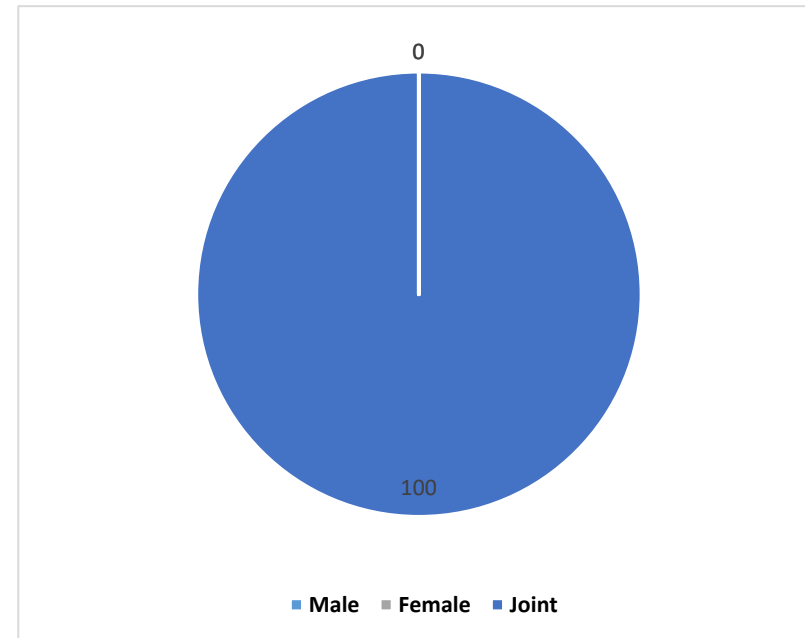
### Number of Sections Offered Al Ain Campus (2022-2023)

	<i>Number of Sections</i>	<i>%</i>
<i>Male</i>	0	0
<i>Female</i>	0	0
<i>Joint</i>	80	100



## Number of Sections Offered Abu Dhabi Campus (2022-2023)

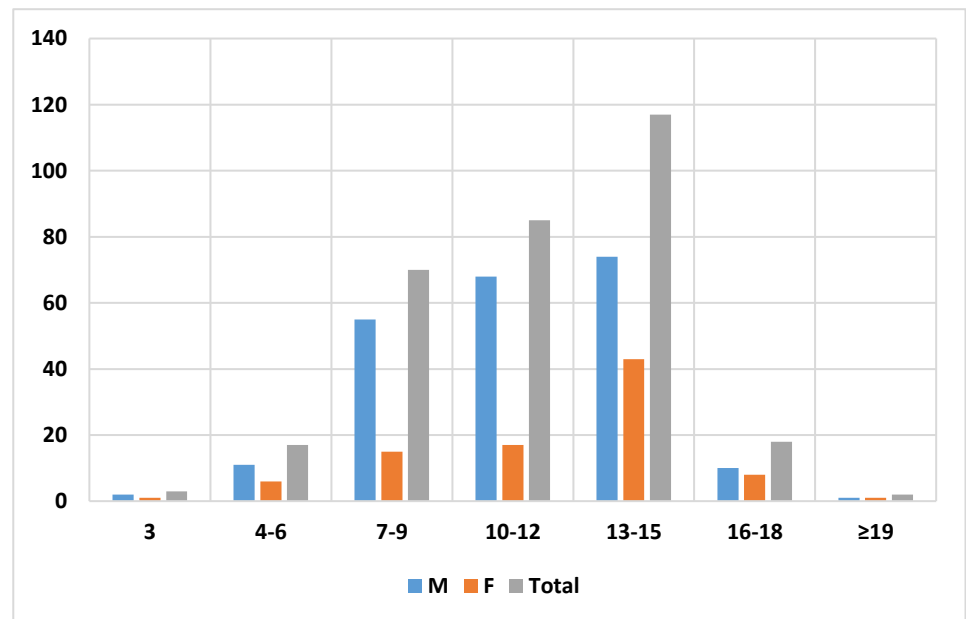
	Number of Sections	%
<i>Male</i>	0	0
<i>Female</i>	0	0
<i>Joint</i>	84	100



## Credit Hours Registered

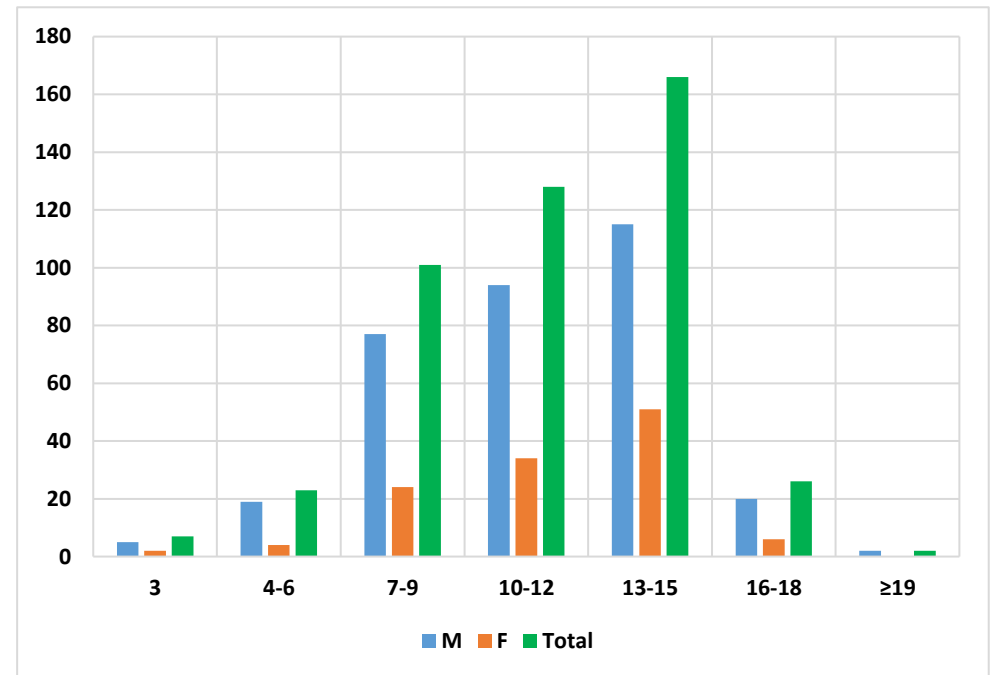
### Distribution of Students by Credit Hours Registered in the College Al Ain Campus (2022-2023)

Credit Hours	Male	%	Female	%	Total
<b>3</b>	2	0.9	1	1.1	<b>3</b>
<b>4-6</b>	11	5.0	6	6.6	<b>17</b>
<b>7-9</b>	55	24.9	15	16.5	<b>70</b>
<b>10-12</b>	68	30.8	17	18.7	<b>85</b>
<b>13-15</b>	74	33.5	43	47.3	<b>117</b>
<b>16-18</b>	10	4.5	8	8.8	<b>18</b>
<b>≥ 19</b>	1	0.5	1	1.1	<b>2</b>



## Distribution of Students by Credit Hours Registered in the College Abu Dhabi Campus (2022-2023)

Credit Hours	Male	%	Female	%	Total
3	5	1.5	2	1.7	7
4-6	19	5.7	4	3.3	23
7-9	77	23.2	24	19.8	101
10-12	94	28.3	34	28.1	128
13-15	115	34.6	51	42.1	166
16-18	20	6.0	6	5.0	26
≥ 19	2	0.6	0	0	2



# 2. College of Pharmacy

**College of Pharmacy**

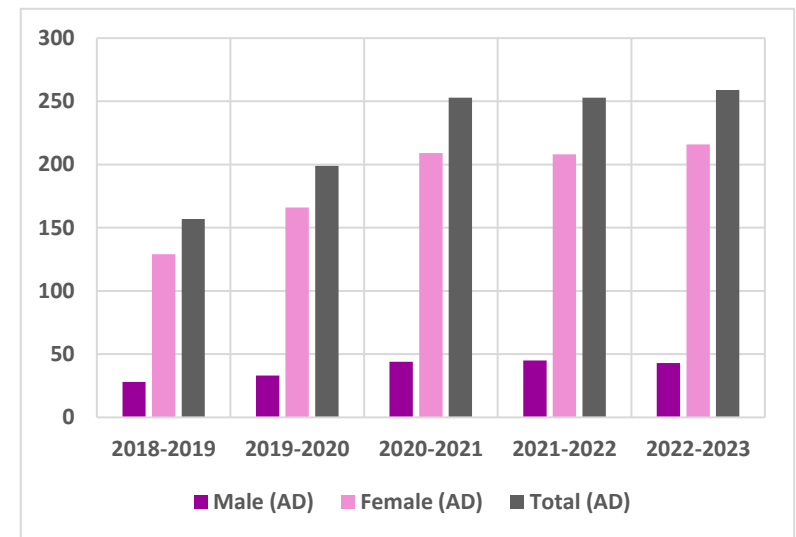
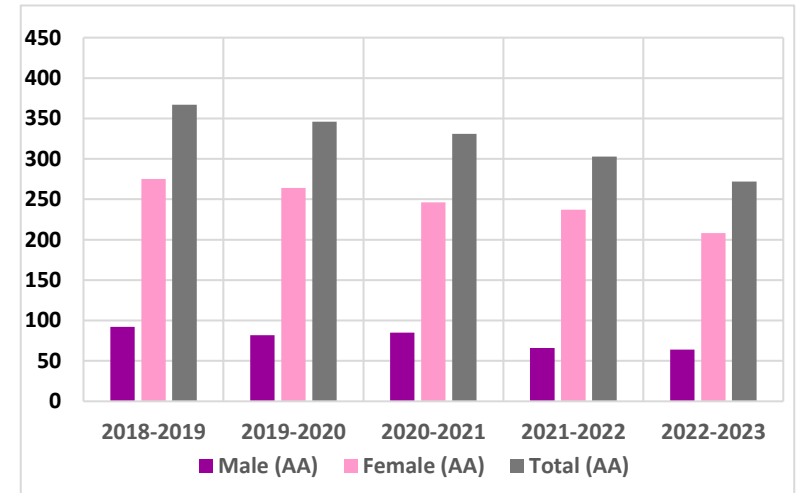
<b>Students' Enrollment</b>	<b>71</b>
<b>New Enrolled Students</b>	<b>76</b>
<b>Graduates</b>	<b>79</b>
<b>Students' Achievement</b>	<b>82</b>
<b>Number of Sections Offered</b>	<b>85</b>
<b>Credit Hours Registered</b>	<b>87</b>

## Students' Enrollment

### Students' Enrollment by Year and Gender

<b>Al Ain Campus</b>			
	<b>Male</b>	<b>Female</b>	<b>Total</b>
<b>2018-2019</b>	92	275	<b>367</b>
<b>2019-2020</b>	82	264	<b>346</b>
<b>2020-2021</b>	85	246	<b>331</b>
<b>2021-2022</b>	66	237	<b>303</b>
<b>2022-2023</b>	64	208	<b>272</b>

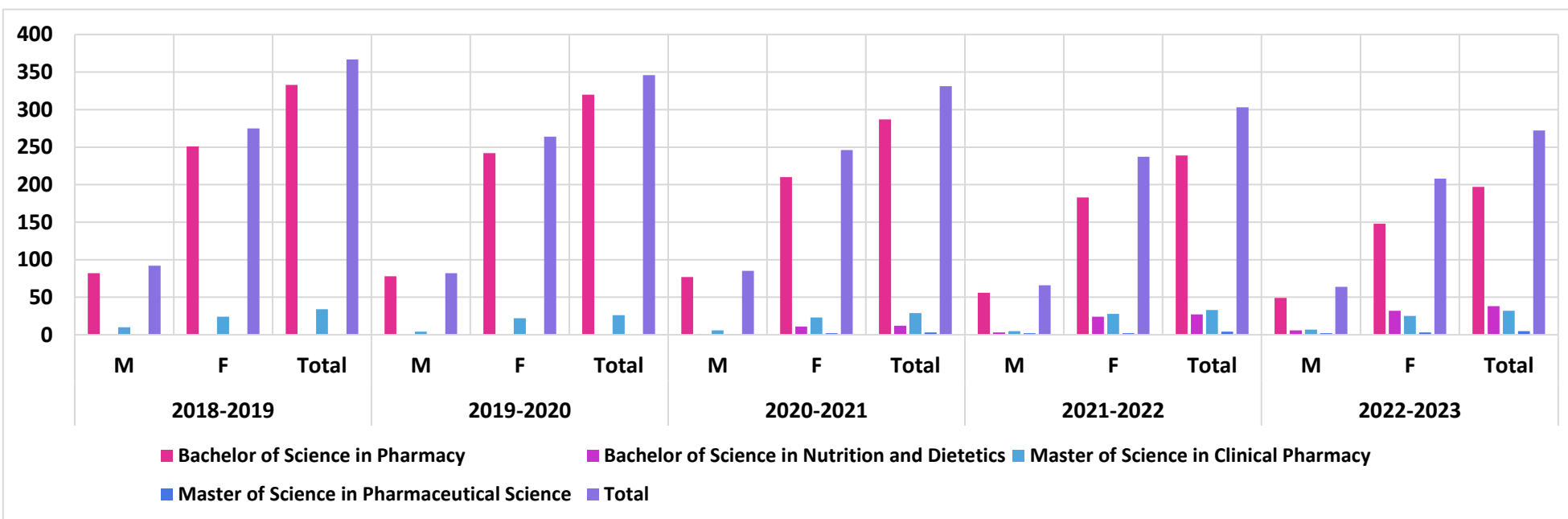
<b>Abu Dhabi Campus</b>			
	<b>Male</b>	<b>Female</b>	<b>Total</b>
<b>2018-2019</b>	28	129	<b>157</b>
<b>2019-2020</b>	33	166	<b>199</b>
<b>2020-2021</b>	44	209	<b>253</b>
<b>2021-2022</b>	45	208	<b>253</b>
<b>2022-2023</b>	43	216	<b>259</b>





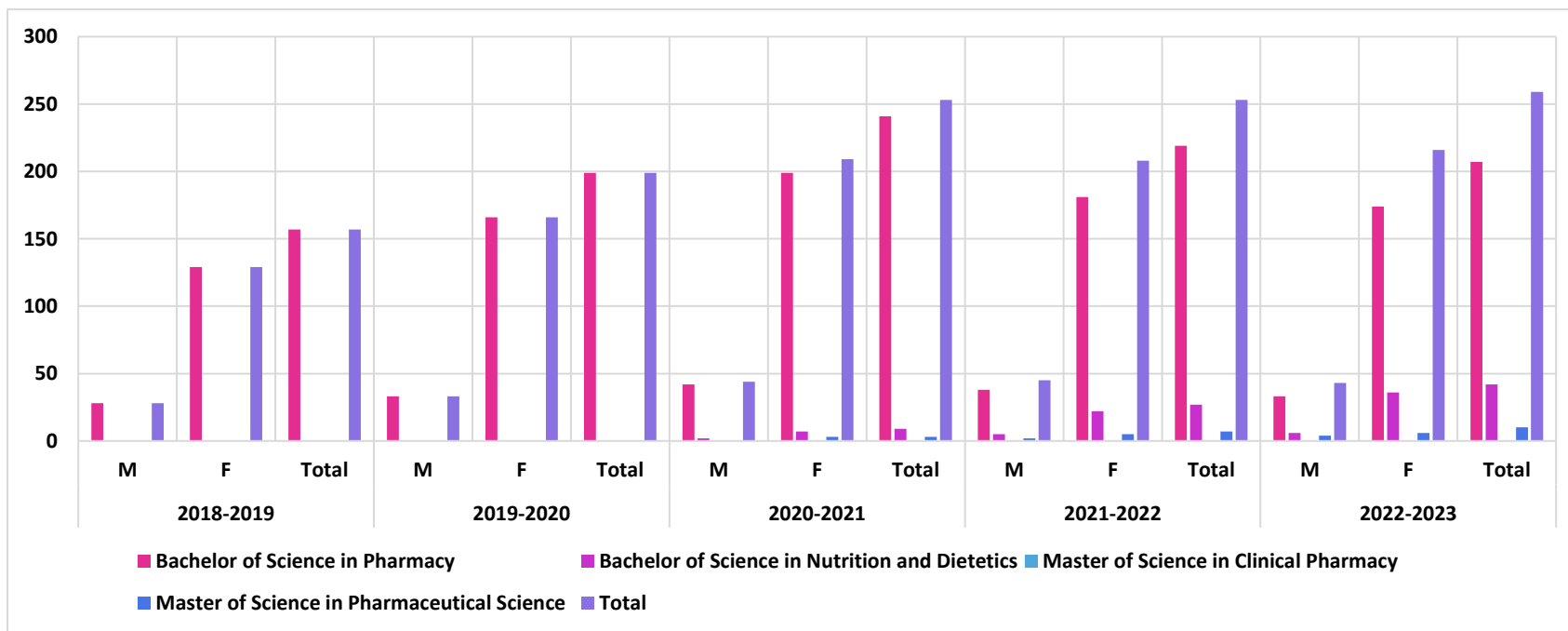
## Students' Enrollment by Major and Gender Al Ain Campus

	2018-2019			2019-2020			2020-2021			2021-2022			2022-2023		
	M	F	Total	M	F	Total	M	F	Total	M	F	Total	M	F	Total
<i>Bachelor of Science in Pharmacy</i>	82	251	333	78	242	320	77	210	287	56	183	239	49	148	197
<i>Bachelor of Science in Nutrition and Dietetics</i>	0	0	0	0	0	0	1	11	12	3	24	27	6	32	38
<i>Master of Science in Clinical Pharmacy</i>	10	24	34	4	22	26	6	23	29	5	28	33	7	25	32
<i>Master of Science in Pharmaceutical Science</i>	0	0	0	0	0	0	1	2	3	2	2	4	2	3	5
<b>Total</b>	92	275	367	82	264	346	85	246	331	66	237	303	64	208	272



## Students' Enrollment by Major and Gender Abu Dhabi Campus

	2018-2019			2019-2020			2020-2021			2021-2022			2022-2023		
	M	F	Total	M	F	Total	M	F	Total	M	F	Total	M	F	Total
<b>Bachelor of Science in Pharmacy</b>	28	129	<b>157</b>	33	166	<b>199</b>	42	199	<b>241</b>	38	181	<b>219</b>	33	174	<b>207</b>
<b>Bachelor of Science in Nutrition and Dietetics</b>				0	0	<b>0</b>	2	7	<b>9</b>	5	22	<b>27</b>	6	36	<b>42</b>
<b>Master of Science in Clinical Pharmacy</b>				0	0	<b>0</b>	0	0	<b>0</b>	0	0	<b>0</b>	0	0	<b>0</b>
<b>Master of Science in Pharmaceutical Science</b>				0	0	<b>0</b>	0	3	<b>3</b>	2	5	<b>7</b>	4	6	<b>10</b>
<b>Total</b>	28	129	<b>157</b>	33	166	<b>199</b>	44	209	<b>253</b>	45	208	<b>253</b>	43	216	<b>259</b>



## Students' Enrollment by Nationality and Gender Al Ain Campus

	2018-2019						2019-2020						2020-2021					
	M	%	F	%	Total	%	M	%	F	%	Total	%	M	%	F	%	Total	%
<b>UAE</b>	0	0.0	2	0.7	<b>2</b>	0.5	0	0	1	0.4	<b>1</b>	0.3	0	0.0	0	0.0	<b>0</b>	0.0
<b>GCC *</b>	0	0.0	4	1.5	<b>4</b>	1.1	0	0	3	1.1	<b>3</b>	0.9	0	0.0	3	1.2	<b>3</b>	0.9
<b>Others</b>	92	100.0	269	97.8	<b>361</b>	98.4	82	100	260	98.5	<b>342</b>	98.8	85	100	243	98.8	<b>328</b>	99.1
<b>Total</b>	<b>92</b>	<b>100</b>	<b>275</b>	<b>100</b>	<b>367</b>	<b>100</b>	<b>82</b>	<b>100</b>	<b>264</b>	<b>100</b>	<b>346</b>	<b>100</b>	<b>85</b>	<b>100</b>	<b>246</b>	<b>100</b>	<b>331</b>	<b>100</b>

	2021-2022						2022-2023					
	M	%	F	%	Total	%	M	%	F	%	Total	%
<b>UAE</b>	2	3.0	6	2.5	<b>8</b>	2.6	4	6.3	9	4.3	<b>13</b>	4.8
<b>GCC *</b>	0	0	4	1.7	<b>4</b>	1.3	0	0	4	1.9	<b>4</b>	1.5
<b>Others</b>	64	97.0	227	95.8	<b>291</b>	96.0	60	93.8	195	93.8	<b>255</b>	93.8
<b>Total</b>	<b>66</b>	<b>100</b>	<b>237</b>	<b>100</b>	<b>303</b>	<b>100</b>	<b>64</b>	<b>100</b>	<b>208</b>	<b>100</b>	<b>272</b>	<b>100</b>

\* GCC: Gulf Cooperation Council

## Students' Enrollment by Nationality and Gender Abu Dhabi Campus

	2018-2019						2019-2020						2020-2021					
	M	%	F	%	Total	%	M	%	F	%	Total	%	M	%	F	%	Total	%
<b>UAE</b>	0	0.0	3	2.3	<b>3</b>	1.9	0	0.0	5	3.0	<b>5</b>	2.5	0	0.0	8	3.8	<b>8</b>	3.2
<b>GCC *</b>	0	0.0	0	0.0	<b>0</b>	0.0	0	0.0	0	0.0	<b>0</b>	0.0	0	0.0	0	0.0	<b>0</b>	0.0
<b>Others</b>	28	100.0	126	97.7	<b>154</b>	98.1	33	100.0	161	97.0	<b>194</b>	97.5	44	100.0	201	96.2	<b>245</b>	96.8
<b>Total</b>	<b>28</b>	<b>100</b>	<b>129</b>	<b>100</b>	<b>157</b>	<b>100</b>	<b>33</b>	<b>100</b>	<b>166</b>	<b>100</b>	<b>199</b>	<b>100</b>	<b>44</b>	<b>100</b>	<b>209</b>	<b>100</b>	<b>253</b>	<b>100</b>

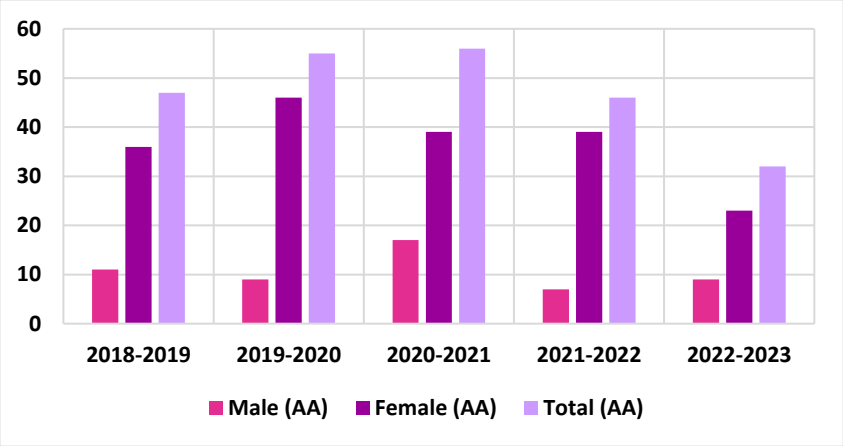
	2021-2022						2022-2023					
	M	%	F	%	Total	%	M	%	F	%	Total	%
<b>UAE</b>	1	2.2	8	3.8	<b>9</b>	3.6	1	2.3	13	6.0	<b>14</b>	5.4
<b>GCC *</b>	0	0.0	0	0.0	<b>0</b>	0.0	0	0.0	2	0.9	<b>2</b>	0.8
<b>Others</b>	44	97.8	200	96.2	<b>244</b>	96.4	42	97.7	201	93.1	<b>243</b>	93.8
<b>Total</b>	<b>45</b>	<b>100</b>	<b>208</b>	<b>100</b>	<b>253</b>	<b>100</b>	<b>43</b>	<b>100</b>	<b>216</b>	<b>100</b>	<b>259</b>	<b>100</b>

\* GCC: Gulf Cooperation Council

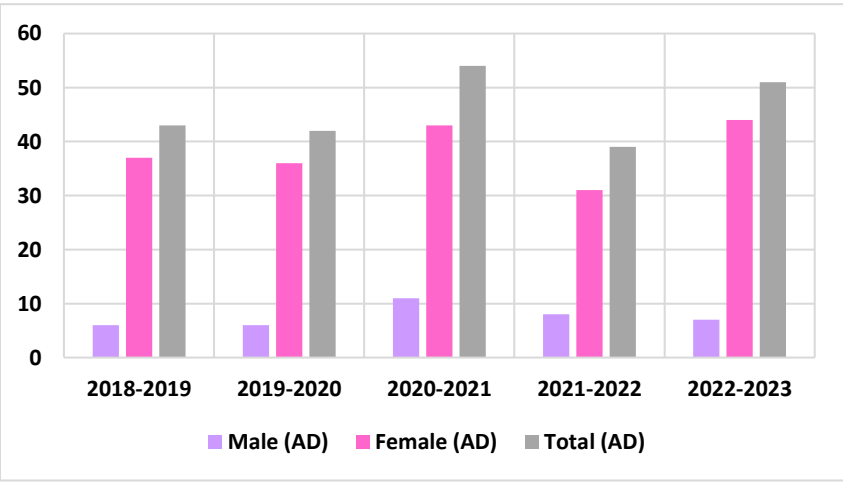
## New Enrolled Students

### New Enrolled Students by Year and Gender

Al Ain Campus			
	Male	Female	Total
2018-2019	11	36	47
2019-2020	9	46	55
2020-2021	17	39	56
2021-2022	7	39	46
2022-2023	9	23	32

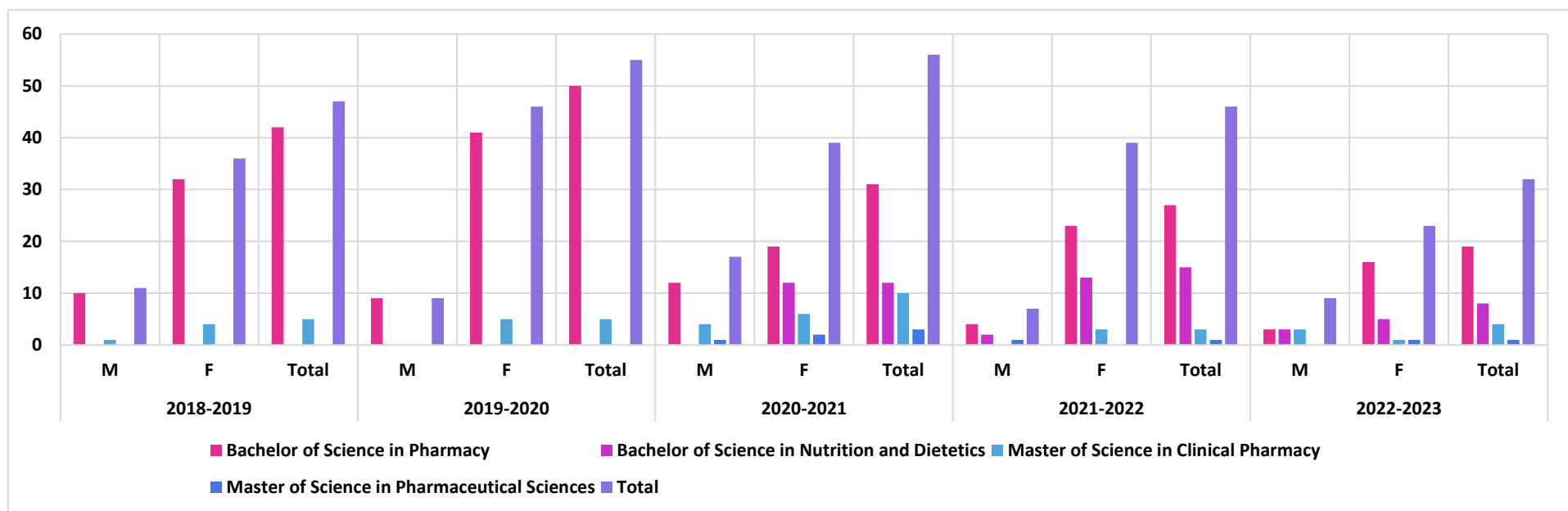


Abu Dhabi Campus			
	Male	Female	Total
2018-2019	6	37	43
2019-2020	6	36	42
2020-2021	11	43	54
2021-2022	8	31	39
2022-2023	7	44	51



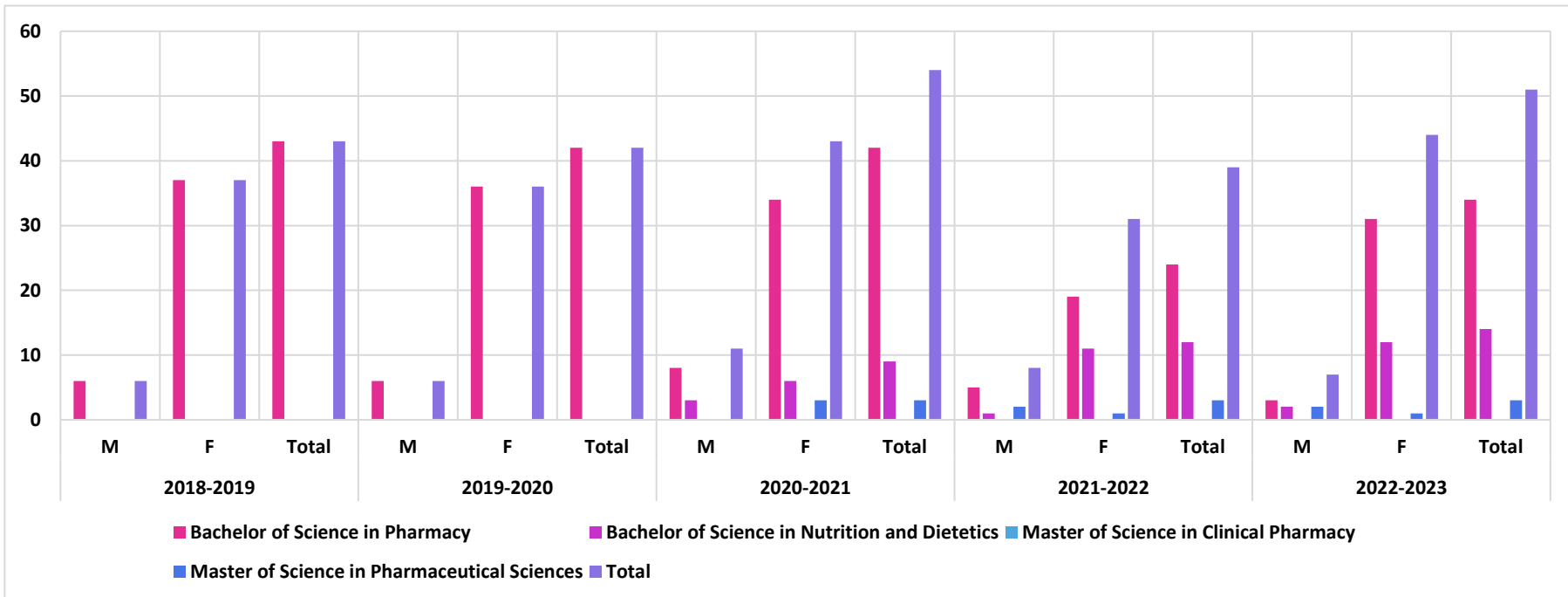
## New Enrolled Students by Major and Gender Al Ain Campus

	2018-2019			2019-2020			2020-2021			2021-2022			2022-2023		
	M	F	Total	M	F	Total	M	F	Total	M	F	Total	M	F	Total
<i>Bachelor of Science in Pharmacy</i>	10	32	<b>42</b>	9	41	<b>50</b>	12	19	<b>31</b>	4	23	<b>27</b>	3	16	<b>19</b>
<i>Bachelor of Science in Nutrition and Dietetics</i>	0	0	<b>0</b>	0	0	<b>0</b>	0	12	<b>12</b>	2	13	<b>15</b>	3	5	<b>8</b>
<i>Master of Science in Clinical Pharmacy</i>	1	4	<b>5</b>	0	5	<b>5</b>	4	6	<b>10</b>	0	3	<b>3</b>	3	1	<b>4</b>
<i>Master of Science in Pharmaceutical Sciences</i>	0	0	<b>0</b>	0	0	<b>0</b>	1	2	<b>3</b>	1	0	<b>1</b>	0	1	<b>1</b>
<b>Total</b>	<b>11</b>	<b>36</b>	<b>47</b>	<b>9</b>	<b>46</b>	<b>55</b>	<b>17</b>	<b>39</b>	<b>56</b>	<b>7</b>	<b>39</b>	<b>46</b>	<b>9</b>	<b>23</b>	<b>32</b>



## New Enrolled Students by Major and Gender Abu Dhabi Campus

	2018-2019			2019-2020			2020-2021			2021-2022			2022-2023		
	M	F	Total	M	F	Total	M	F	Total	M	F	Total	M	F	Total
<i>Bachelor of Science in Pharmacy</i>	6	37	43	6	36	42	8	34	42	5	19	24	3	31	34
<i>Bachelor of Science in Nutrition and Dietetics</i>	0	0	0	0	0	0	3	6	9	1	11	12	2	12	14
<i>Master of Science in Clinical Pharmacy</i>	0	0	0	0	0	0	0	0	0	0	0	0	0	0	0
<i>Master of Science in Pharmaceutical Sciences</i>	0	0	0	0	0	0	0	3	3	2	1	3	2	1	3
<b>Total</b>	6	37	43	6	36	42	11	43	54	8	31	39	7	44	51



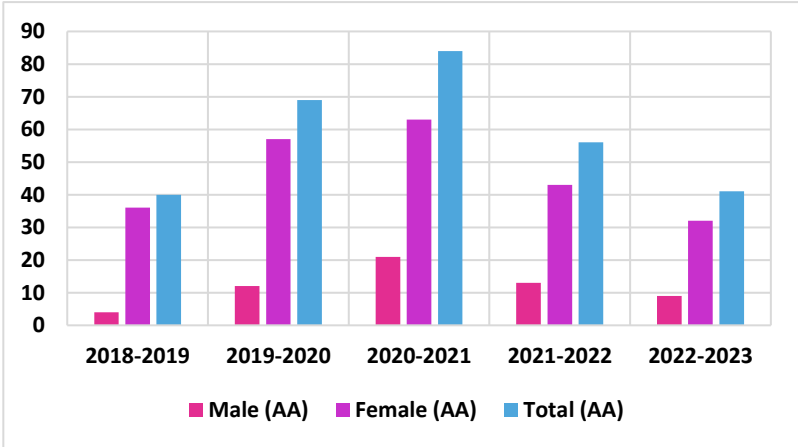
# Graduates

## Graduates by Year and Gender

<b>Al Ain Campus</b>			
	<i>Male</i>	<i>Female</i>	<i>Total</i>
<b>2018-2019</b>	4	36	<b>40</b>
<b>2019-2020*</b>	12	57	<b>69</b>
<b>2020-2021*</b>	21	63	<b>84</b>
<b>2021-2022**</b>	13	43	<b>56</b>
<b>2022-2023**</b>	9	32	<b>41</b>

\*The graduates for the whole academic year

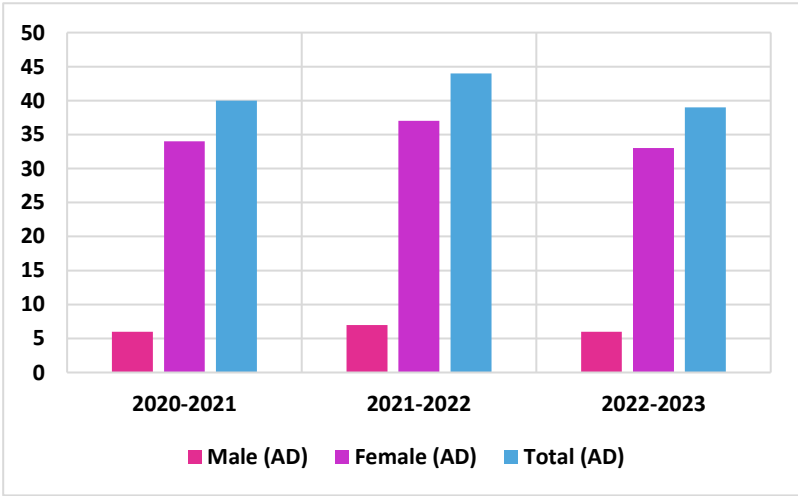
\*\*The # graduates for the Fall & Spring semesters



<b>Abu Dhabi Campus</b>			
	<i>Male</i>	<i>Female</i>	<i>Total</i>
<b>2020-2021*</b>	6	34	<b>40</b>
<b>2021-2022**</b>	7	37	<b>44</b>
<b>2022-2023**</b>	6	33	<b>39</b>

\*The graduates for the whole academic year

\*\*The # graduates for the Fall & Spring semesters



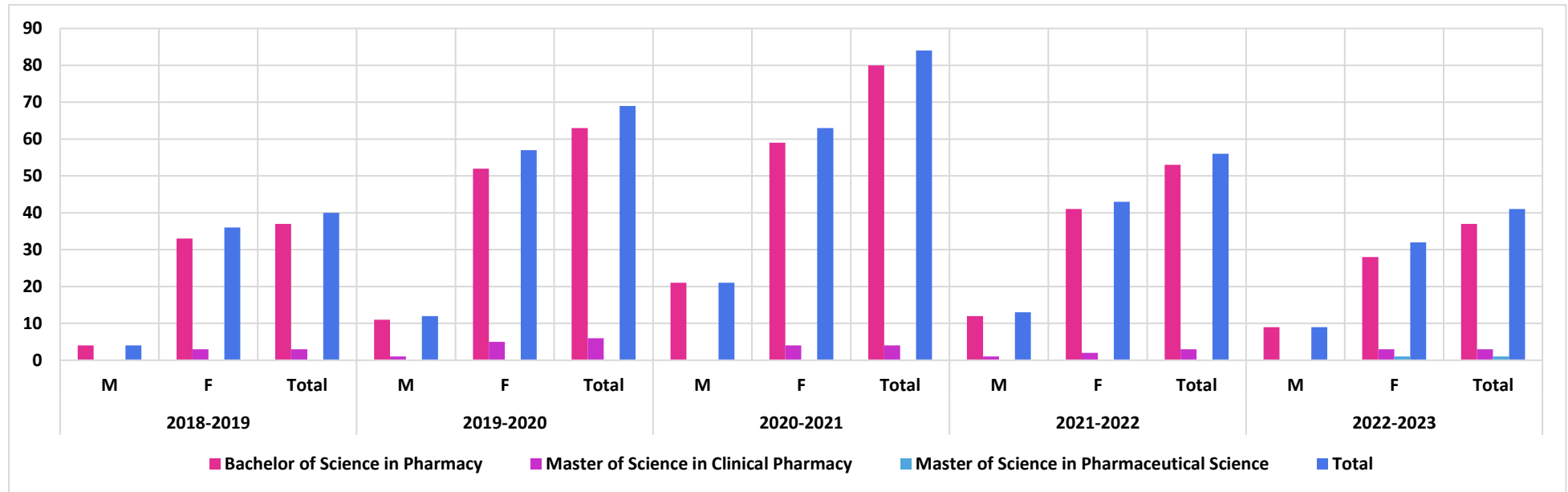


## Graduates by Major and Gender Al Ain Campus

	2018-2019			2019-2020*			2020-2021*			2021-2022**			2022-2023**		
	M	F	Total	M	F	Total	M	F	Total	M	F	Total	M	F	Total
<i>Bachelor of Science in Pharmacy</i>	4	33	37	11	52	63	21	59	80	12	41	53	9	28	37
<i>Master of Science in Clinical Pharmacy</i>	0	3	3	1	5	6	0	4	4	1	2	3	0	3	3
<i>Master of Science in Pharmaceutical Science</i>	0	0	0	0	0	0	0	0	0	0	0	0	0	1	1
<b>Total</b>	4	36	40	12	57	69	21	63	84	13	43	56	9	32	41

\*The graduates for the whole academic year

\*\*The # graduates for the Fall & Spring semesters

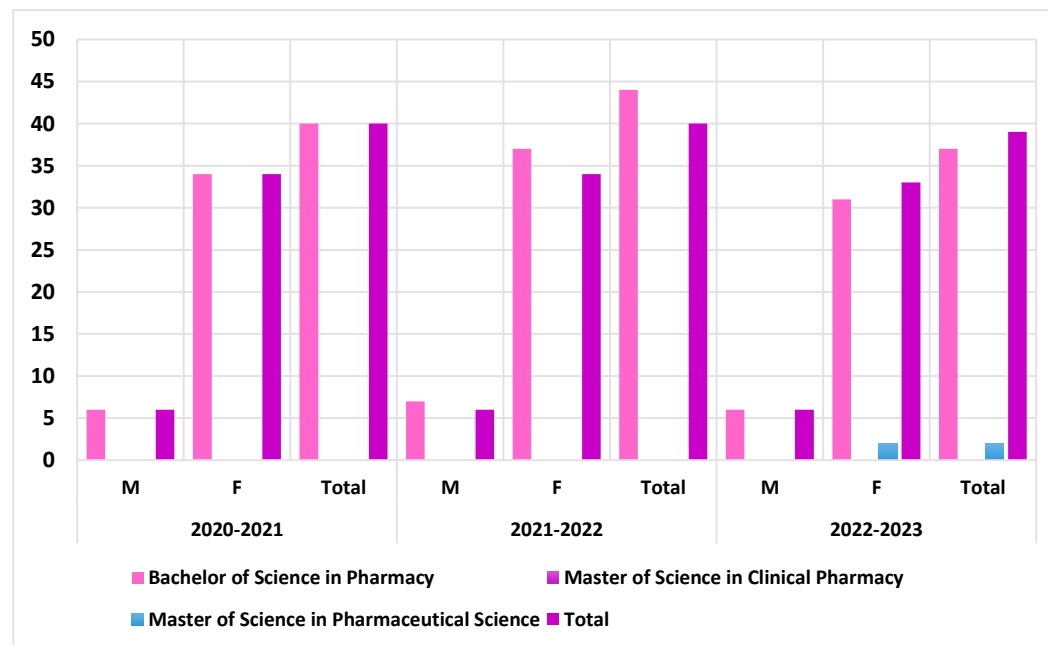


## Graduates by Major and Gender Abu Dhabi Campus

	2020-2021*			2021-2022**			2022-2023**		
	M	F	Total	M	F	Total	M	F	Total
<i>Bachelor of Science in Pharmacy</i>	6	34	<b>40</b>	7	37	<b>44</b>	6	31	<b>37</b>
<i>Master of Science in Clinical Pharmacy</i>	0	0	<b>0</b>	0	0	<b>0</b>	0	0	<b>0</b>
<i>Master of Science in Pharmaceutical Science</i>	0	0	<b>0</b>	0	0	<b>0</b>	0	2	<b>2</b>
<b>Total</b>	6	34	<b>40</b>	7	37	<b>44</b>	6	33	<b>39</b>

\*The graduates for the whole academic year

\*\*The # graduates for the Fall & Spring semesters



## Students' Achievement

### Number of Students According to the Achievement Level and Gender Al Ain Campus

Grade	2018-2019 (Bachelor)						2018-2019 (Master)						2019-2020 (Bachelor)					
	M	%	F	%	Total	%	M	%	F	%	Total	%	M	%	F	%	Total	%
<b>Excellent</b>	3	3.7	27	10.8	<b>30</b>	9.1	1	10.0	6	26.1	<b>7</b>	21.2	3	3.8	30	12.4	<b>33</b>	10.3
<b>Very Good</b>	9	11.1	53	21.2	<b>62</b>	18.7	2	20.0	6	26.1	<b>8</b>	24.2	8	10.3	61	25.2	<b>69</b>	21.6
<b>Good</b>	10	12.3	61	24.2	<b>71</b>	21.5	6	60.0	6	26.1	<b>12</b>	36.4	12	15.4	67	27.7	<b>79</b>	24.7
<b>Satisfactory</b>	37	45.7	74	29.6	<b>111</b>	33.5							32	41.0	54	22.3	<b>86</b>	26.9
<b>Unsatisfactory</b>	22	27.2	35	14.0	<b>57</b>	17.2	1	10.0	5	21.7	<b>6</b>	18.2	23	29.5	30	12.4	<b>53</b>	16.6

Grade	2019-2020 (Master)						2020-2021 (Bachelor)						2020-2021 (Master)					
	M	%	F	%	Total	%	M	%	F	%	Total	%	M	%	F	%	Total	%
<b>Excellent</b>	0	0.0	4	18.2	<b>4</b>	15.4	4	5.1	32	14.5	<b>36</b>	12.0	1	14.3	8	32.0	<b>9</b>	28.1
<b>Very Good</b>	3	75.0	8	36.4	<b>11</b>	42.3	13	16.7	57	25.8	<b>70</b>	23.4	2	28.6	8	32.0	<b>10</b>	31.3
<b>Good</b>	1	25.0	9	40.9	<b>10</b>	38.5	12	15.4	61	27.6	<b>73</b>	24.4	3	42.9	8	32.0	<b>11</b>	34.4
<b>Satisfactory</b>	0	0.0	1	4.5	<b>1</b>	3.8	40	51.3	61	27.6	<b>101</b>	33.8	0	0.0	1	4.0	<b>1</b>	3.1
<b>Unsatisfactory</b>							8	10.3	9	4.1	<b>17</b>	5.7						
<b>No GPA</b>							0	0.0	0	0.0	<b>0</b>	0.0	1	14.3	0	0.0	<b>1</b>	3.1

Grade	2021-2022 (Bachelor)						2021-2022 (Master)					
	M	%	F	%	Total	%	M	%	F	%	Total	%
<b>Excellent</b>	2	3.4	30	14.5	<b>32</b>	12.0	1	14.3	6	20.0	<b>7</b>	18.9
<b>Very Good</b>	10	16.9	53	25.6	<b>63</b>	23.7	4	57.1	12	40.0	<b>16</b>	43.2
<b>Good</b>	10	16.9	57	27.5	<b>67</b>	25.2	2	28.6	11	36.7	<b>13</b>	35.1
<b>Satisfactory</b>	30	50.8	46	22.5	<b>76</b>	28.6	0	0.0	0	0.0	<b>0</b>	0.0
<b>Unsatisfactory</b>	6	10.2	21	10.1	<b>27</b>	10.2						
<b>No GPA*</b>	1	1.2	0	0.0	<b>1</b>	0.4	0	0.0	1	3.3	<b>1</b>	2.7

## Number of Students According to the Achievement Level and Gender Al Ain Campus

Grade	2022-2023 (Bachelor)						2022-2023 (Master)					
	M	%	F	%	Total	%	M	%	F	%	Total	%
<i>Excellent</i>	2	3.6	32	17.8	34	14.5	3	33.3	7	25.0	10	27.0
<i>Very Good</i>	8	14.5	46	25.6	54	23.0	4	44.4	11	39.3	15	40.5
<i>Good</i>	10	18.2	38	21.1	48	20.4	1	11.1	10	35.7	11	29.7
<i>Satisfactory</i>	27	49.1	45	25.0	72	30.6	1	11.1	0	0.0	1	2.7
<i>Unsatisfactory</i>	8	14.5	17	9.4	25	10.6						
<i>No GPA*</i>	0	0.0	2	1.1	2	0.9	0	0.0	0	0.0	0	0.0

## Number of Students According to the Achievement Level and Gender Abu Dhabi Campus

Grade	2018-2019 (Bachelor)						2019-2020 (Bachelor)						2020-2021 (Bachelor)					
	M	%	F	%	Total	%	M	%	F	%	Total	%	M	%	F	%	Total	%
<b>Excellent</b>	3	10.7	26	20.5	<b>29</b>	18.7	3	9.1	40	24.1	<b>43</b>	21.6	5	11.4	43	20.9	<b>48</b>	19.2
<b>Very Good</b>	2	7.1	34	26.8	<b>36</b>	23.2	5	15.2	42	25.3	<b>47</b>	23.6	10	2.3	63	30.6	<b>73</b>	29.2
<b>Good</b>	6	21.4	29	22.8	<b>35</b>	22.6	7	21.2	42	25.3	<b>49</b>	24.6	12	27.3	63	30.6	<b>75</b>	30.0
<b>Satisfactory</b>	8	28.6	25	19.7	<b>33</b>	21.3	14	42.4	27	16.3	<b>41</b>	20.6	14	31.8	30	14.6	<b>44</b>	17.6
<b>Unsatisfactory</b>	9	32.1	13	10.2	<b>22</b>	14.2	4	12.1	15	9.0	<b>19</b>	9.5	3	6.8	6	2.9	<b>9</b>	3.6
<b>No GPA*</b>	0	0.0	0	0.0	<b>0</b>	0.0	0	0.0	0	0.0	<b>0</b>	0.0	0	0.0	1	0.5	<b>1</b>	0.4

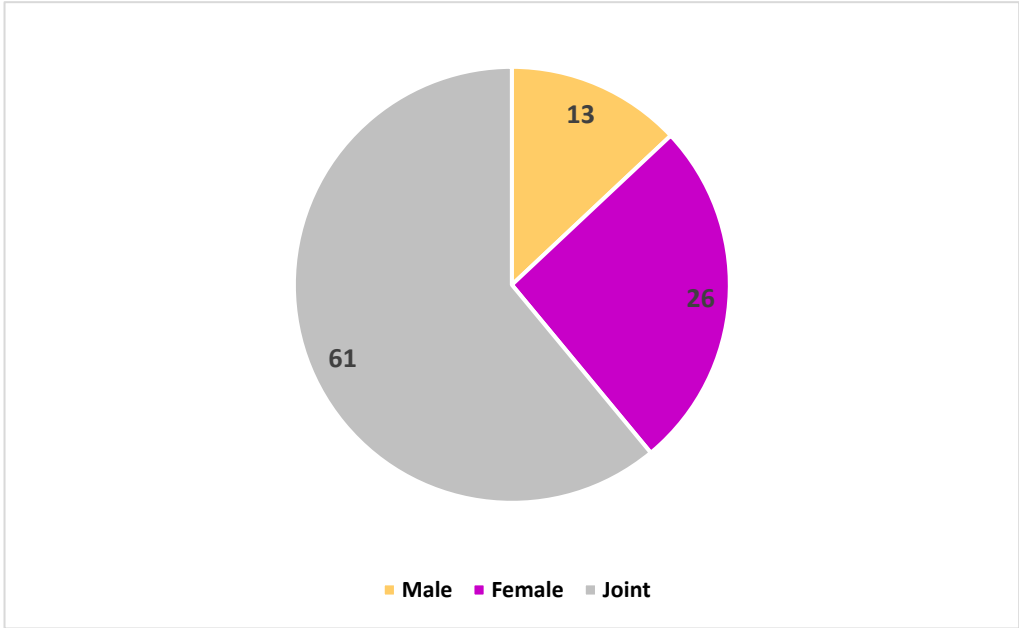
Grade	2020-2021 (Master)						2021-2022 (Bachelor)						2021-2022 (Master)					
	M	%	F	%	Total	%	M	%	F	%	Total	%	M	%	F	%	Total	%
<b>Excellent</b>	0	0.0	2	66.7	2	66.7	5	11.6	38	18.7	43	17.5	0	0.0	5	100.0	<b>5</b>	71.4
<b>Very Good</b>	0	0.0	0	0.0	0	0.0	9	20.9	58	28.6	67	27.2	1	50.0	0	0.0	<b>1</b>	14.3
<b>Good</b>	0	0.0	0	0.0	0	0.0	13	30.2	52	25.6	65	26.4	0	0.0	0	0.0	<b>0</b>	0.0
<b>Satisfactory</b>	0	0.0	1	33.3	1	33.3	12	27.9	35	17.2	47	19.1	1	50.0	0	0.0	<b>1</b>	14.3
<b>Unsatisfactory</b>							4	9.3	16	7.9	20	8.1	0	0.0	0	0.0	<b>0</b>	0.0
<b>No GPA*</b>							0	0	4	2.0	4	1.6	2	0.0	0	0.0	<b>7</b>	0.0

Grade	2022-2023 (Bachelor)						2022-2023 (Master)					
	M	%	F	%	Total	%	M	%	F	%	Total	%
<b>Excellent</b>	2	5.1	45	21.4	47	18.9	3	75.0	6	100.0	9	90.0
<b>Very Good</b>	7	17.9	56	26.7	63	25.3	0	0.0	0	0.0	0	0.0
<b>Good</b>	8	20.5	46	21.9	54	21.7	0	0.0	0	0.0	0	0.0
<b>Satisfactory</b>	16	41.0	38	18.1	54	21.7	0	0.0	0	0.0	0	0.0
<b>Unsatisfactory</b>	5	12.8	22	10.5	27	10.8						
<b>No GPA*</b>	1	2.6	3	1.4	4	1.6	1	25.0	0	0.0	1	10.0

## Number of Sections Offered

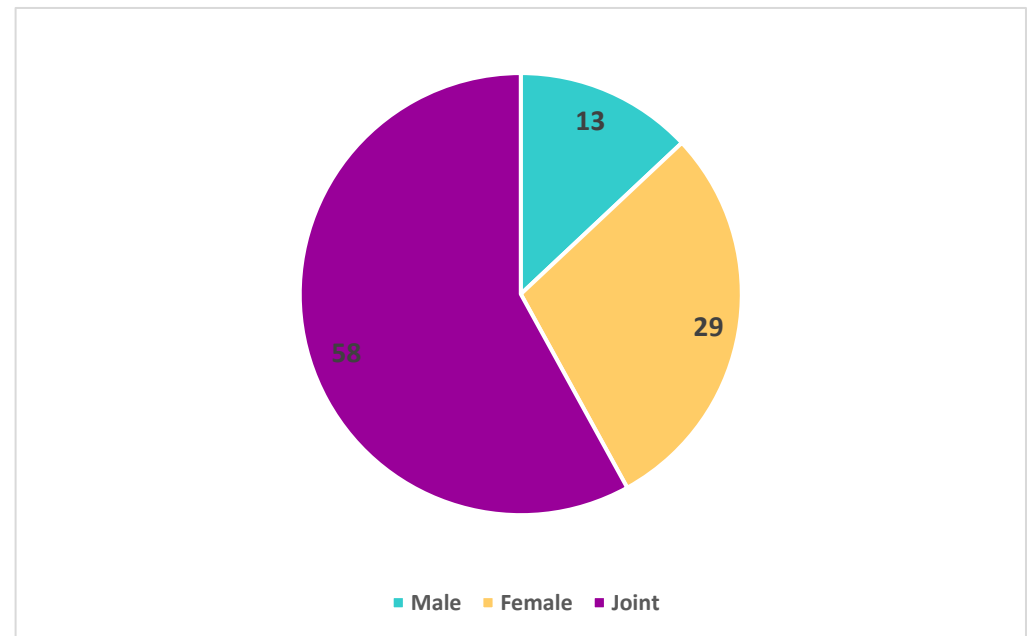
### Number of Sections Offered Al Ain Campus (2022-2023)

	<i>Number of Sections</i>	<i>%</i>
<i>Male</i>	15	13
<i>Female</i>	31	26
<i>Joint</i>	71	61



### Number of Sections Offered Abu Dhabi Campus (2022-2023)

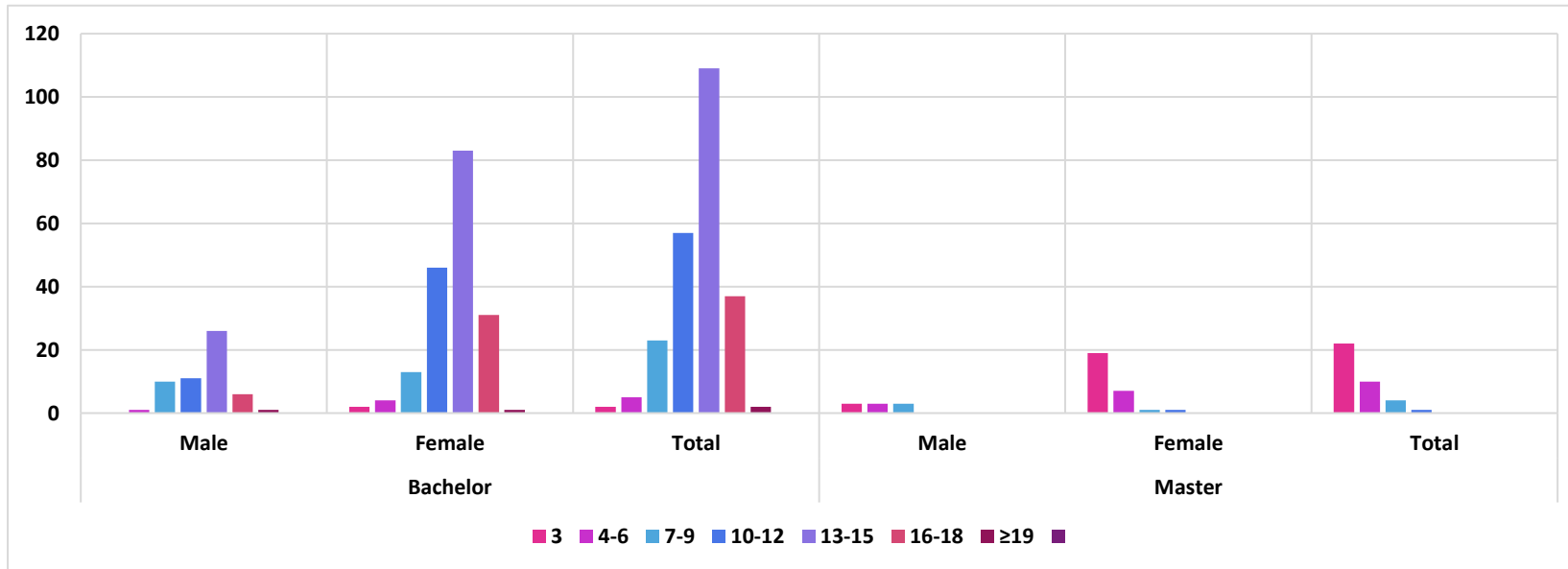
	<i>Number of Sections</i>	<i>%</i>
<i>Male</i>	14	13
<i>Female</i>	33	29
<i>Joint</i>	65	58



## Credit Hours Registered

### Distribution of Students by Credit Hours Registered in the College Al Ain Campus (2022-2023)

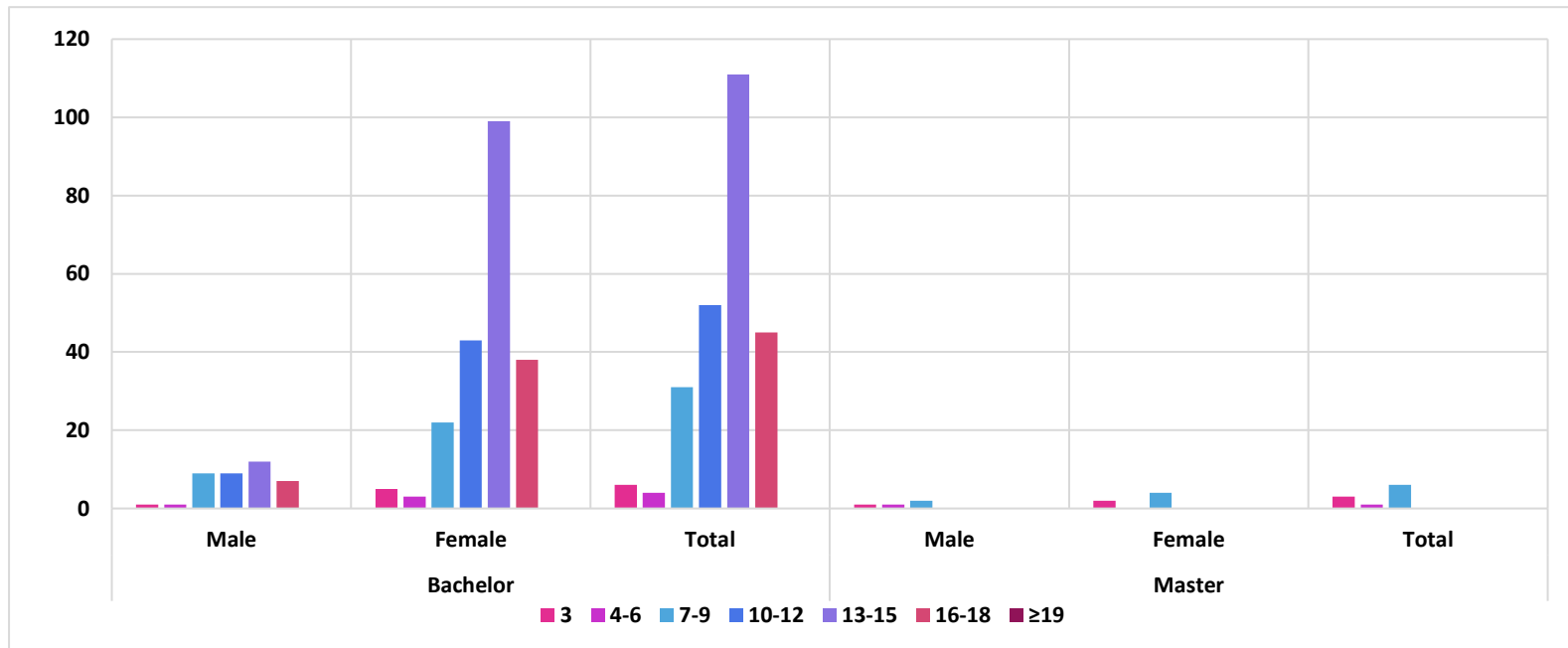
Credit Hours	Bachelors					Masters				
	M	%	F	%	Total	M	%	F	%	Total
3	0	0.0	2	1.1	2	3	33.3	19	67.9	22
4-6	1	1.8	4	2.2	5	3	33.3	7	25.0	10
7-9	10	18.2	13	7.2	23	3	33.3	1	3.6	4
10-12	11	20.0	46	25.6	57	0	0.0	1	3.6	1
13-15	26	47.3	83	46.1	109	0	0.0	0	0.0	0
16-18	6	10.9	31	17.2	37	0	0.0	0	0.0	0
≥19	1	1.8	1	0.6	2	0	0.0	0	0.0	0





## Distribution of Students by Credit Hours Registered in the College Abu Dhabi Campus (2022-2023)

Credit Hours	Bachelors					Master				
	M	%	F	%	Total	M	%	F	%	Total
<b>3</b>	1	2.6	5	2.4	<b>6</b>	1	25.0	2	33.3	<b>3</b>
<b>4-6</b>	1	2.6	3	1.4	<b>4</b>	1	25.0	0	0.0	<b>1</b>
<b>7-9</b>	9	23.1	22	10.5	<b>31</b>	2	50.0	4	66.7	<b>6</b>
<b>10-12</b>	9	23.1	43	20.5	<b>52</b>	0	0.0	0	0.0	<b>0</b>
<b>13-15</b>	12	30.8	99	47.1	<b>111</b>	0	0.0	0	0.0	<b>0</b>
<b>16-18</b>	7	17.9	38	18.1	<b>45</b>	0	0.0	0	0.0	<b>0</b>
<b>≥19</b>	0	0.0	0	0.0	<b>0</b>	0	0.0	0	0.0	<b>0</b>



# 3. College of Law

**College of Law**

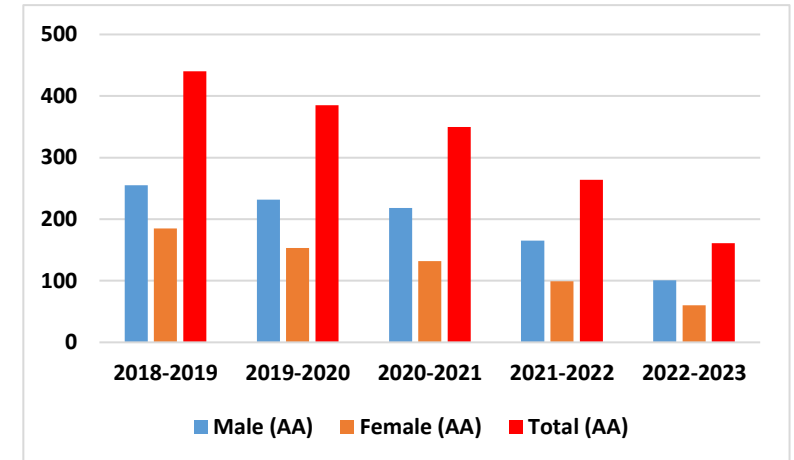
<b>Students' Enrollment</b>	<b>91</b>
<b>New Enrolled Students</b>	<b>96</b>
<b>Graduates</b>	<b>99</b>
<b>Students' Achievement</b>	<b>102</b>
<b>Number of Sections Offered</b>	<b>106</b>
<b>Credit Hours Registered</b>	<b>108</b>

## Students' Enrollment

### Students' Enrollment by Year and Gender

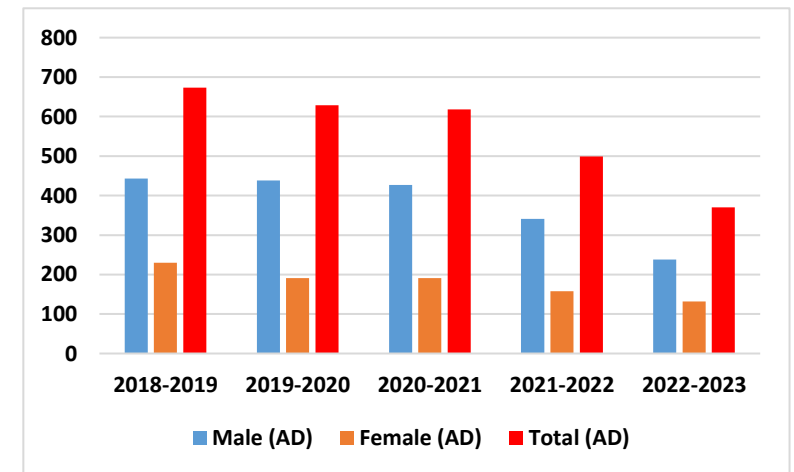
#### Al Ain Campus

	<i>Male</i>	<i>Female</i>	<i>Total</i>
<b>2018-2019</b>	255	185	<b>440</b>
<b>2019-2020</b>	232	153	<b>385</b>
<b>2020-2021</b>	218	132	<b>350</b>
<b>2021-2022</b>	165	99	<b>264</b>
<b>2022-2023</b>	101	60	<b>161</b>



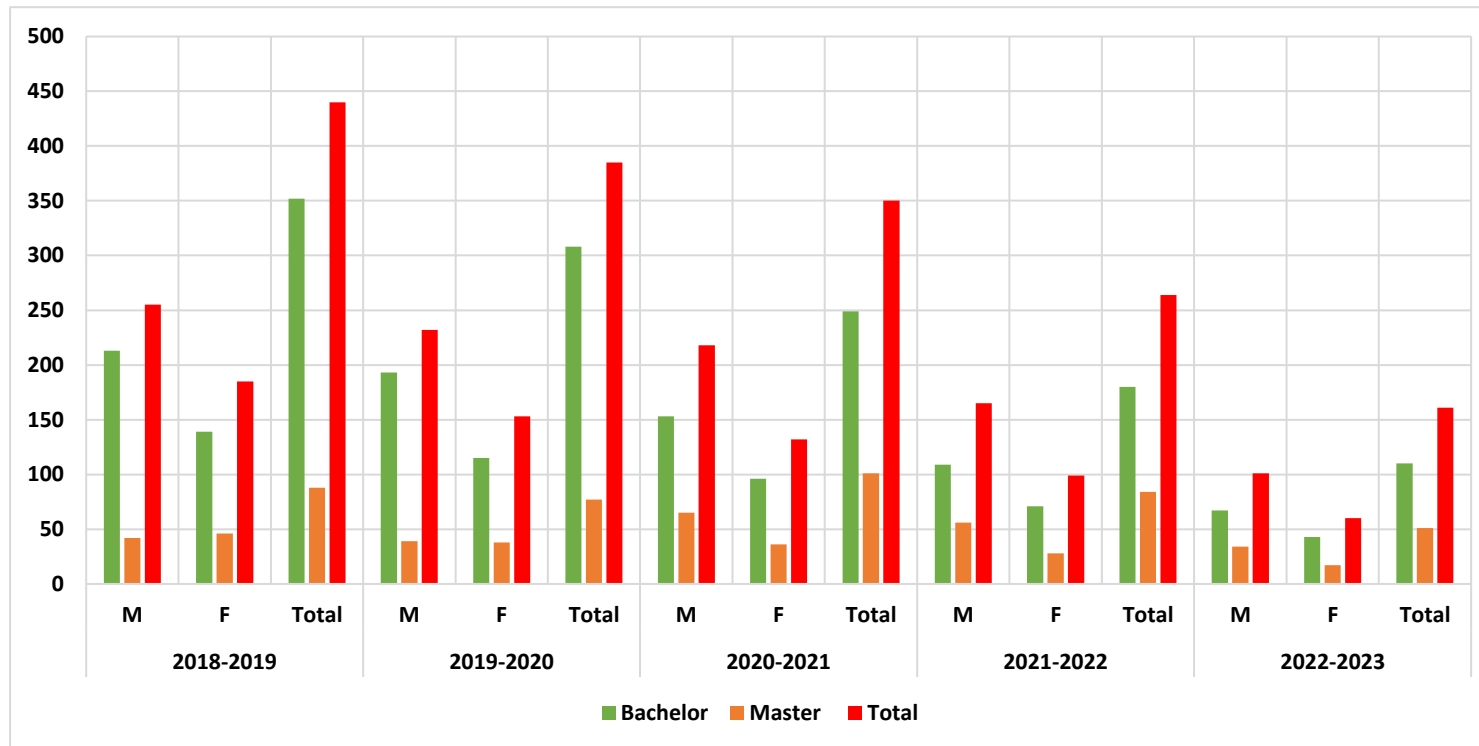
#### Abu Dhabi Campus

	<i>Male</i>	<i>Female</i>	<i>Total</i>
<b>2018-2019</b>	443	230	<b>673</b>
<b>2019-2020</b>	438	191	<b>629</b>
<b>2020-2021</b>	427	191	<b>618</b>
<b>2021-2022</b>	341	158	<b>499</b>
<b>2022-2023</b>	238	132	<b>370</b>



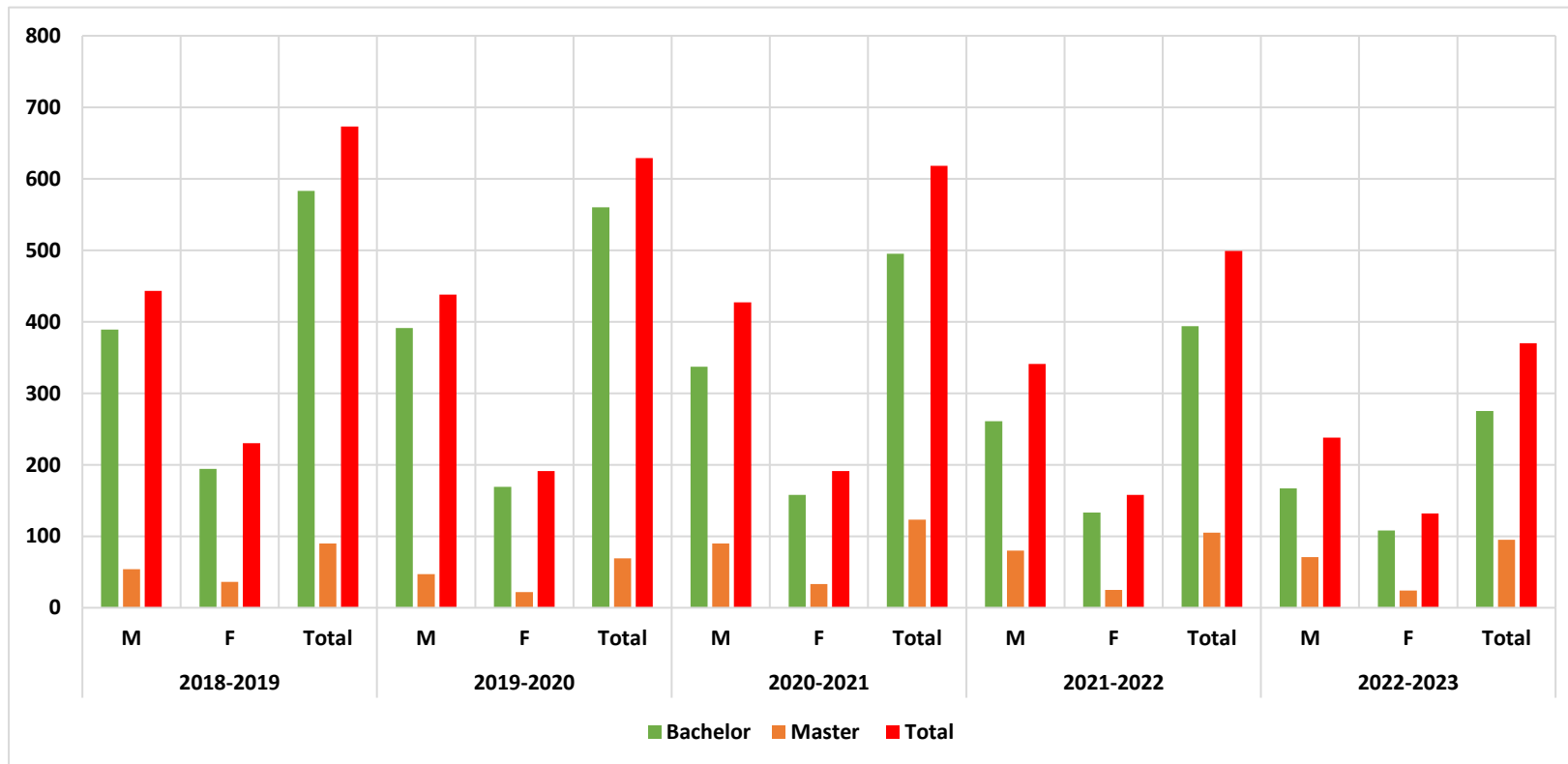
## Students' Enrollment by Major and Gender Al Ain Campus

	2018-2019			2019-2020			2020-2021			2021-2022			2022-2023		
	M	F	Total	M	F	Total	M	F	Total	M	F	Total	M	F	Total
<b>Bachelors</b>	213	139	<b>352</b>	193	115	<b>308</b>	153	96	<b>249</b>	109	71	<b>180</b>	67	43	<b>110</b>
<b>Masters</b>	42	46	<b>88</b>	39	38	<b>77</b>	65	36	<b>101</b>	56	28	<b>84</b>	34	17	<b>51</b>
<b>Total</b>	<b>255</b>	<b>185</b>	<b>440</b>	<b>232</b>	<b>153</b>	<b>385</b>	<b>218</b>	<b>132</b>	<b>350</b>	<b>165</b>	<b>99</b>	<b>264</b>	<b>101</b>	<b>60</b>	<b>161</b>



## Students' Enrollment by Major and Gender Abu Dhabi Campus

	2018-2019			2019-2020			2020-2021			2021-2022			2022-2023		
	M	F	Total	M	F	Total	M	F	Total	M	F	Total	M	F	Total
<b>Bachelors</b>	389	194	<b>583</b>	391	169	<b>560</b>	337	158	<b>495</b>	261	133	<b>394</b>	167	108	<b>275</b>
<b>Masters</b>	54	36	<b>90</b>	47	22	<b>69</b>	90	33	<b>123</b>	80	25	<b>105</b>	71	24	<b>95</b>
<b>Total</b>	<b>443</b>	<b>230</b>	<b>673</b>	<b>438</b>	<b>191</b>	<b>629</b>	<b>427</b>	<b>191</b>	<b>618</b>	<b>341</b>	<b>158</b>	<b>499</b>	<b>238</b>	<b>132</b>	<b>370</b>



## Students' Enrollment by Nationality and Gender Al Ain Campus

	2018-2019						2019-2020						2020-2021					
	M	%	F	%	Total	%	M	%	F	%	Total	%	M	%	F	%	Total	%
<b>UAE</b>	204	80.0	160	86.5	<b>364</b>	82.7	195	84.1	127	83.0	<b>322</b>	83.6	193	88.5	109	82.6	<b>302</b>	86.3
<b>GCC *</b>	11	4.3	9	4.9	<b>20</b>	4.5	7	3.0	6	3.9	<b>13</b>	3.4	5	2.3	4	3.0	<b>9</b>	2.6
<b>Others</b>	40	15.7	16	8.6	<b>56</b>	12.7	30	12.9	20	13.1	<b>50</b>	13.0	20	9.2	19	14.4	<b>39</b>	11.1
<b>Total</b>	<b>255</b>	<b>100</b>	<b>185</b>	<b>100</b>	<b>440</b>	<b>100</b>	<b>232</b>	<b>100</b>	<b>153</b>	<b>100</b>	<b>385</b>	<b>100</b>	<b>218</b>	<b>100</b>	<b>132</b>	<b>100</b>	<b>350</b>	<b>100</b>

	2021-2022						2022-2023					
	M	%	F	%	Total	%	M	%	F	%	Total	%
<b>UAE</b>	148	89.7	81	81.8	<b>229</b>	86.7	89	88.1	50	83.3	<b>139</b>	86.3
<b>GCC *</b>	2	1.2	5	5.1	<b>7</b>	2.6	3	3.0	0	0.0	<b>3</b>	1.9
<b>Others</b>	15	9.1	13	13.1	<b>28</b>	10.6	9	8.9	10	16.7	<b>19</b>	11.8
<b>Total</b>	<b>165</b>	<b>100</b>	<b>99</b>	<b>100</b>	<b>264</b>	<b>100</b>	<b>101</b>	<b>100</b>	<b>60</b>	<b>100</b>	<b>161</b>	<b>100</b>

\* GCC: Gulf Cooperation Council

## Students' Enrollment by Nationality and Gender Abu Dhabi Campus

	2018-2019						2019-2020						2020-2021					
	M	%	F	%	Total	%	M	%	F	%	Total	%	M	%	F	%	Total	%
<b>UAE</b>	372	84.0	180	78.3	<b>552</b>	82.0	386	88.1	148	77.5	<b>534</b>	84.9	384	89.9	146	76.4	<b>530</b>	85.8
<b>GCC *</b>	11	2.5	7	3.0	<b>18</b>	2.7	9	2.1	7	3.7	<b>16</b>	2.5	3	0.7	9	4.7	<b>12</b>	1.9
<b>Others</b>	60	13.5	43	18.7	<b>103</b>	15.3	43	9.8	36	18.8	<b>79</b>	12.6	40	9.4	36	18.8	<b>76</b>	12.3
<b>Total</b>	<b>443</b>	<b>100</b>	<b>230</b>	<b>100</b>	<b>673</b>	<b>100</b>	<b>438</b>	<b>100</b>	<b>191</b>	<b>100</b>	<b>629</b>	<b>100</b>	<b>427</b>	<b>100</b>	<b>191</b>	<b>100</b>	<b>618</b>	<b>100</b>

	2021-2022						2022-2023					
	M	%	F	%	Total	%	M	%	F	%	Total	%
<b>UAE</b>	305	89.4	124	78.5	<b>429</b>	86.0	218	91.6	102	77.3	<b>320</b>	86.5
<b>GCC *</b>	4	1.8	4	2.5	<b>8</b>	1.6	1	0.4	4	3.0	<b>5</b>	1.4
<b>Others</b>	32	9.4	30	19.0	<b>62</b>	12.4	19	8.0	26	19.7	<b>45</b>	12.2
<b>Total</b>	<b>341</b>	<b>100</b>	<b>158</b>	<b>100</b>	<b>499</b>	<b>100</b>	<b>238</b>	<b>100</b>	<b>132</b>	<b>100</b>	<b>370</b>	<b>100</b>

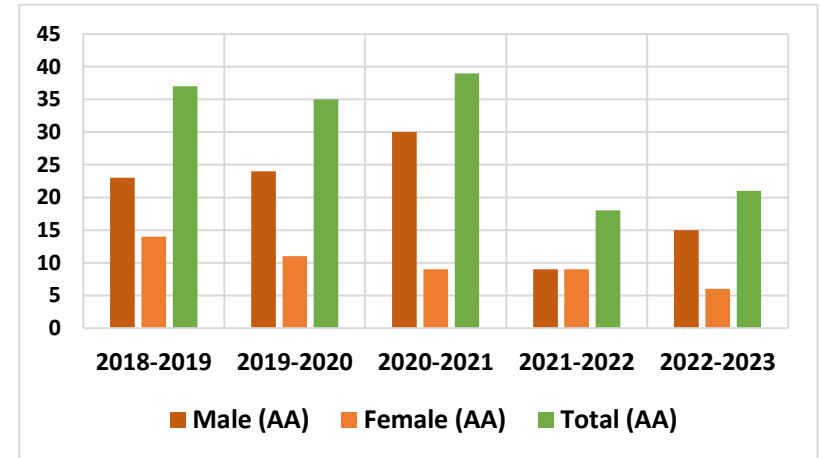
\* GCC: Gulf Cooperation Council



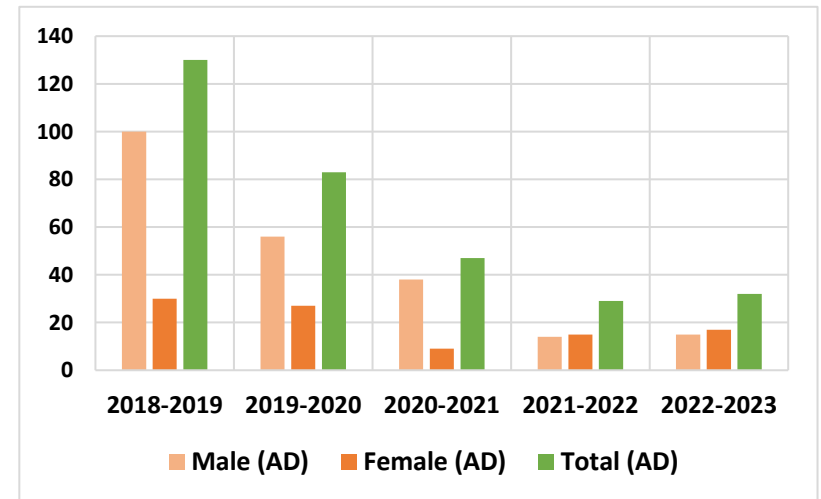
## New Enrolled Students

### New Enrolled Students by Year and Gender

Al Ain Campus			
	Male	Female	Total
2018-2019	23	14	37
2019-2020	24	11	35
2020-2021	30	9	39
2021-2022	9	9	18
2022-2023	15	6	21

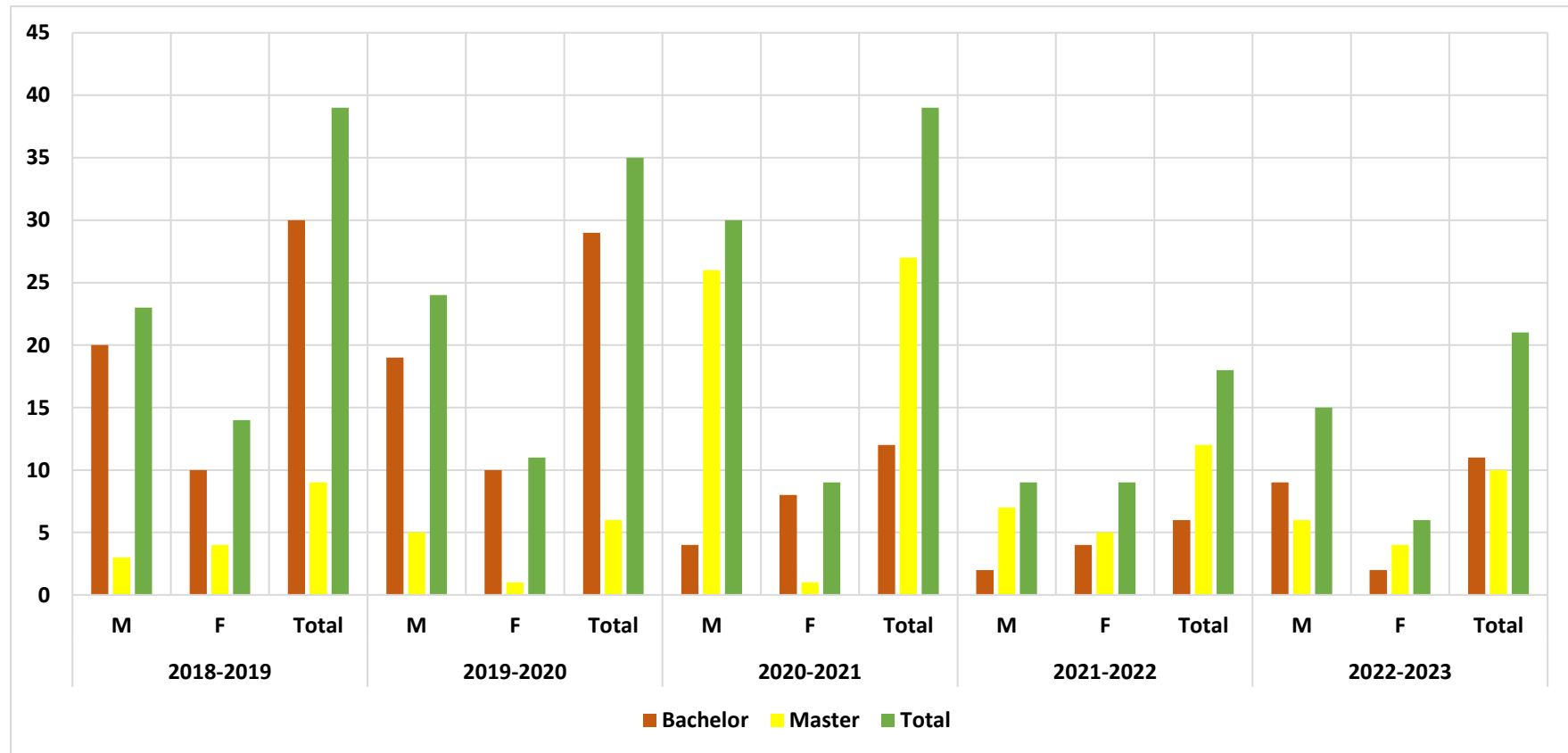


Abu Dhabi Campus			
	Male	Female	Total
2018-2019	100	30	130
2019-2020	56	27	83
2020-2021	38	9	47
2021-2022	14	15	29
2022-2023	15	17	32



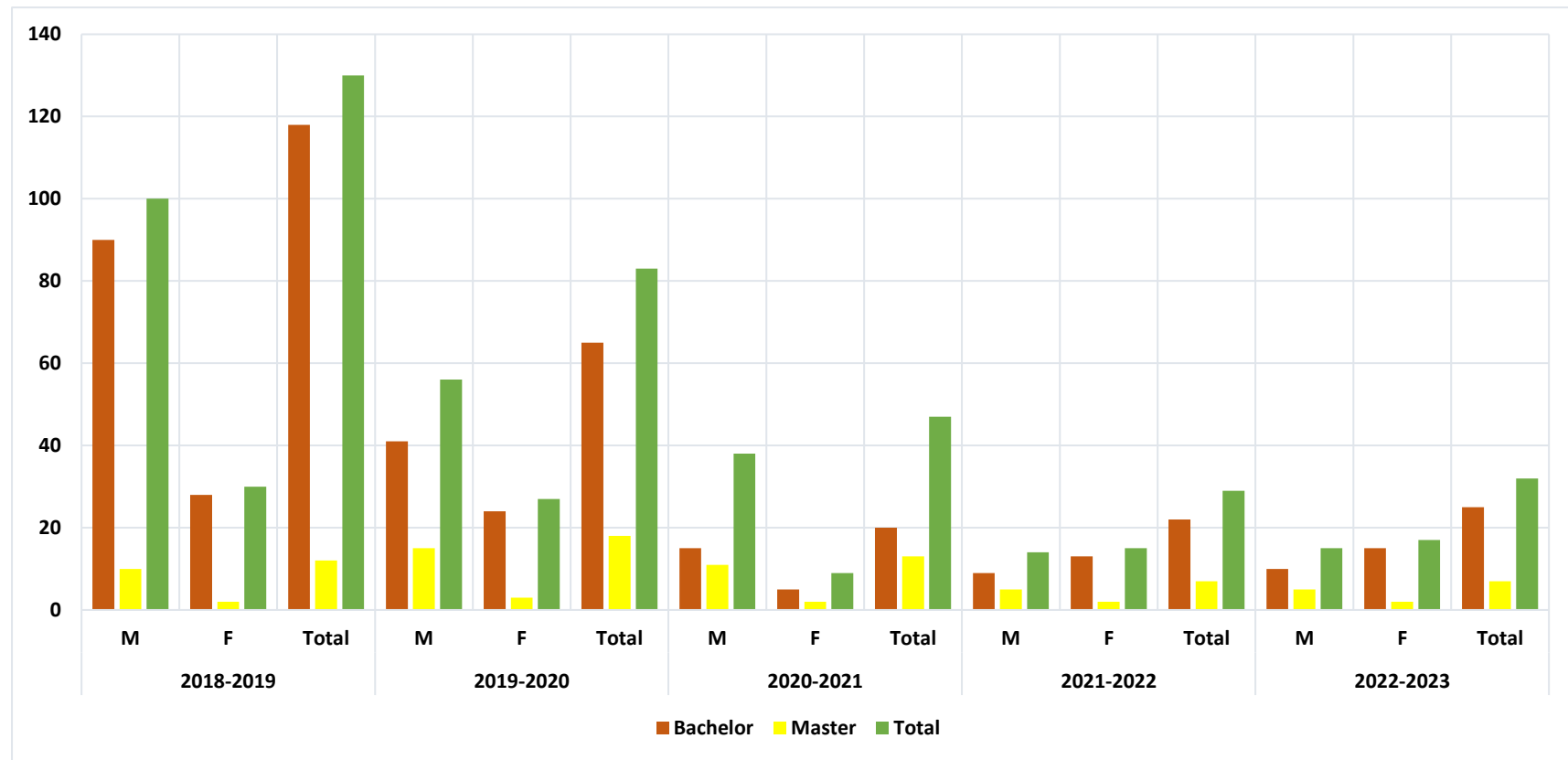
## New Enrolled Students by major and Gender Al Ain Campus

	2018-2019			2019-2020			2020-2021			2021-2022			2022-2023		
	M	F	Total	M	F	Total	M	F	Total	M	F	Total	M	F	Total
<b>Bachelors</b>	20	10	<b>30</b>	19	10	<b>29</b>	4	8	<b>12</b>	2	4	<b>6</b>	9	2	<b>11</b>
<b>Masters</b>	3	4	<b>9</b>	5	1	<b>6</b>	26	1	<b>27</b>	7	5	<b>12</b>	6	4	<b>10</b>
<b>Total</b>	<b>23</b>	<b>14</b>	<b>39</b>	<b>24</b>	<b>11</b>	<b>35</b>	<b>30</b>	<b>9</b>	<b>39</b>	<b>9</b>	<b>9</b>	<b>18</b>	<b>15</b>	<b>6</b>	<b>21</b>



## New Enrolled Students by Major and Gender Abu Dhabi Campus

	2018-2019			2019-2020			2020-2021			2021-2022			2022-2023		
	M	F	Total	M	F	Total	M	F	Total	M	F	Total	M	F	Total
<b>Bachelors</b>	90	28	118	41	24	65	15	5	20	9	13	22	10	15	25
<b>Masters</b>	10	2	12	15	3	18	11	2	13	5	2	7	5	2	7
<b>Total</b>	<b>100</b>	<b>30</b>	<b>130</b>	<b>56</b>	<b>27</b>	<b>83</b>	<b>38</b>	<b>9</b>	<b>47</b>	<b>14</b>	<b>15</b>	<b>29</b>	<b>15</b>	<b>17</b>	<b>32</b>



# Graduates

## Graduates by Year and Gender

<b>Al Ain Campus</b>			
	<b>Male</b>	<b>Female</b>	<b>Total</b>
<b>2018-2019</b>	19	20	<b>39</b>
<b>2019-2020*</b>	50	48	<b>98</b>
<b>2020-2021*</b>	53	42	<b>95</b>
<b>2021-2022**</b>	39	29	<b>68</b>
<b>2022-2023**</b>	32	17	<b>49</b>

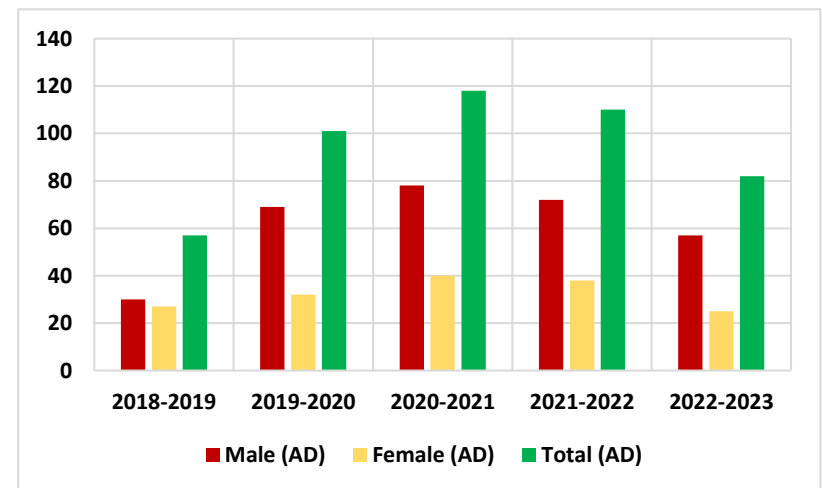
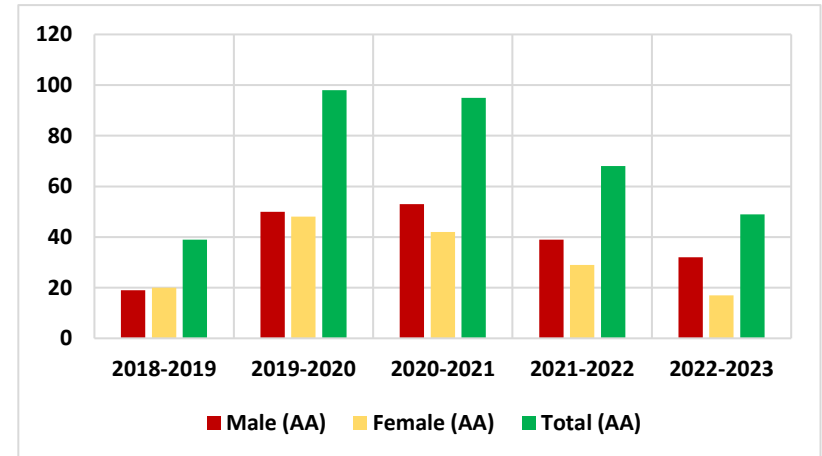
\*The graduates for the whole academic year

\*\*The # graduates for the Fall & Spring semesters

<b>Abu Dhabi Campus</b>			
	<b>Male</b>	<b>Female</b>	<b>Total</b>
<b>2018-2019</b>	30	27	<b>57</b>
<b>2019-2020*</b>	69	32	<b>101</b>
<b>2020-2021*</b>	78	40	<b>118</b>
<b>2021-2022**</b>	72	38	<b>110</b>
<b>2022-2023**</b>	57	25	<b>82</b>

\*The graduates for the whole academic year

\*\*The # graduates for the Fall & Spring semesters

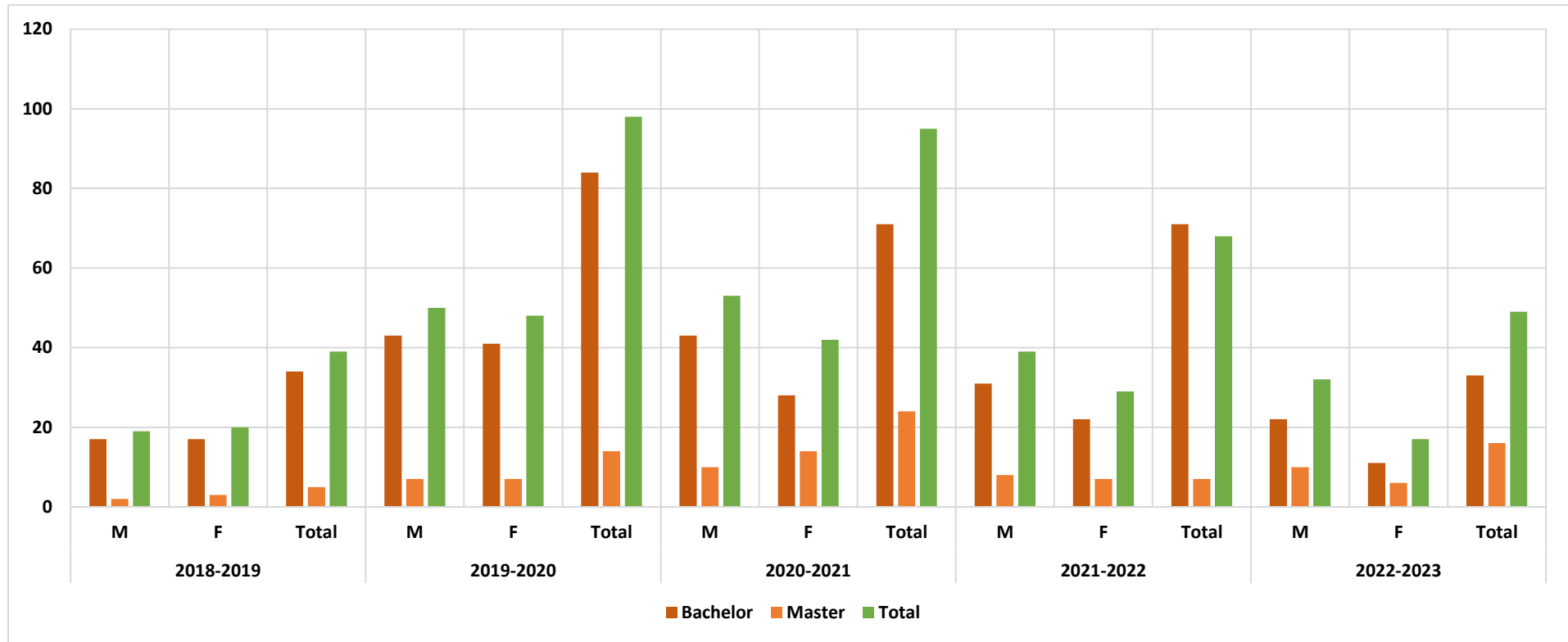


## Graduates by Level and Gender Al Ain Campus

	2018-2019			2019-2020*			2020-2021*			2021-2022**			2022-2023		
	M	F	Total	M	F	Total	M	F	Total	M	F	Total	M	F	Total
<b>Bachelors</b>	17	17	34	43	41	84	43	28	71	31	22	71	22	11	33
<b>Masters</b>	2	3	5	7	7	14	10	14	24	8	7	7	10	6	16
<b>Total</b>	19	20	39	50	48	98	53	42	95	39	29	68	32	17	49

\*The graduates for the whole academic year

\*\*The # graduates for the Fall & Spring semesters

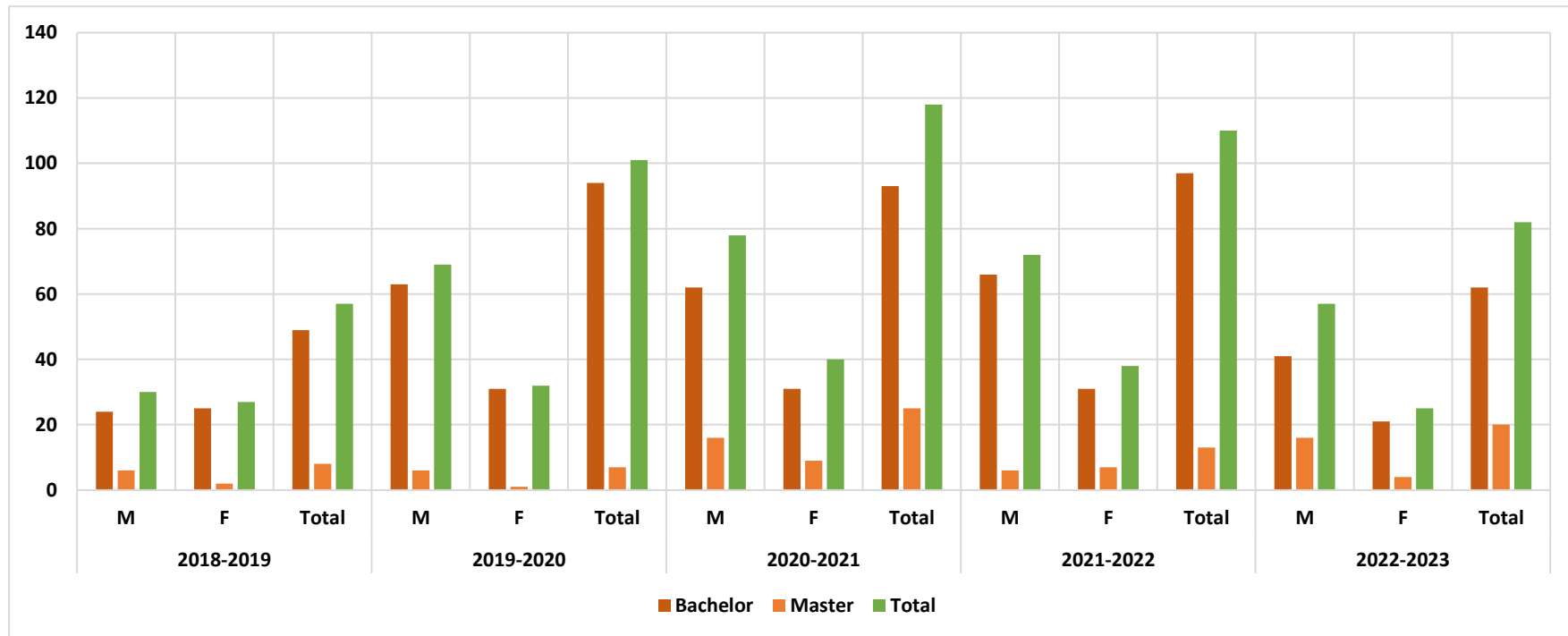


## Graduates by Level and Gender Abu Dhabi Campus

	2018-2019			2019-2020*			2020-2021*			2021-2022**			2022-2023		
	M	F	Total	M	F	Total	M	F	Total	M	F	Total	M	F	Total
<b>Bachelors</b>	24	25	<b>49</b>	63	31	<b>94</b>	62	31	<b>93</b>	66	31	<b>97</b>	41	21	<b>62</b>
<b>Masters</b>	6	2	<b>8</b>	6	1	<b>7</b>	16	9	<b>25</b>	6	7	<b>13</b>	16	4	<b>20</b>
<b>Total</b>	<b>30</b>	<b>27</b>	<b>57</b>	<b>69</b>	<b>32</b>	<b>101</b>	<b>78</b>	<b>40</b>	<b>118</b>	<b>72</b>	<b>38</b>	<b>110</b>	<b>57</b>	<b>25</b>	<b>82</b>

\*The graduates for the whole academic year

\*\*The # graduates for the Fall & Spring semesters



## Students' Achievement

### Number of Students According to the Achievement Level and Gender Al Ain Campus

Grade	2018-2019 (Bachelor)						2018-2019 (Master)						2019-2020 (Bachelor)					
	M	%	F	%	Total	%	M	%	F	%	Total	%	M	%	F	%	Total	%
<b>Excellent</b>	4	1.9	6	4.3	<b>10</b>	2.9	2	4.1	4	8.0	<b>6</b>	6.1	2	1.0	4	3.5	<b>6</b>	2.0
<b>Very Good</b>	20	1.0	23	16.7	<b>43</b>	12.4	13	26.5	15	30.0	<b>28</b>	28.3	14	7.3	27	23.7	<b>41</b>	13.4
<b>Good</b>	37	17.6	34	24.6	<b>71</b>	20.4	22	44.9	22	44.0	<b>44</b>	44.4	37	19.2	33	28.9	<b>70</b>	22.8
<b>Satisfactory</b>	76	36.2	54	39.1	<b>130</b>	37.4							74	38.3	41	36.0	<b>115</b>	37.5
<b>Unsatisfactory</b>							73	34.8	21	15.2	<b>94</b>	27.0	12	24.5	9	18.0	<b>21</b>	21.2

Grade	2019-2020 (Master)						2020-2021 (Bachelor)						2020-2021 (Master)					
	M	%	F	%	Total	%	M	%	F	%	Total	%	M	%	F	%	Total	%
<b>Excellent</b>	3	7.7	4	10.3	<b>7</b>	9.0	4	2.6	9	9.4	<b>13</b>	5.2	6	9.2	4	11.1	<b>10</b>	9.9
<b>Very Good</b>	12	30.8	16	41.0	<b>28</b>	35.9	12	7.8	19	19.8	<b>31</b>	12.4	34	52.3	14	38.9	<b>48</b>	47.5
<b>Good</b>	23	59.0	18	46.2	<b>41</b>	52.6	38	24.8	30	31.3	<b>68</b>	27.3	22	33.8	13	36.1	<b>35</b>	34.7
<b>Satisfactory</b>	1	2.6	1	2.6	<b>2</b>	2.6	70	45.8	28	29.2	<b>98</b>	39.4	1	1.5	1	2.8	<b>2</b>	2.0
<b>Unsatisfactory</b>	66	34.2	9	7.9	<b>75</b>	24.4	28	18.3	9	9.4	<b>37</b>	14.9						
<b>No GPA</b>							1	0.7	1	1.0	<b>2</b>	0.8	2	3.1	4	11.1	<b>6</b>	5.9

Grade	2021-2022 (Bachelor)						2021-2022 (Master)					
	M	%	F	%	Total	%	M	%	F	%	Total	%
<b>Excellent</b>	1	1.0	5	7.04	<b>6</b>	3.3	8	14.3	7	25	<b>15</b>	17.9
<b>Very Good</b>	7	6.4	12	16.9	<b>19</b>	10.6	28	50.0	12	42.8	<b>40</b>	47.6
<b>Good</b>	41	37.6	26	36.9	<b>67</b>	37.2	16	28.5	8	28.5	<b>24</b>	28.6
<b>Satisfactory</b>	38	34.9	18	25.3	<b>56</b>	31.1	3	5.3	1	3.5	<b>4</b>	4.8
<b>Unsatisfactory</b>	22	20.2	10	14.0	<b>32</b>	17.8						
<b>No GPA*</b>							1	1.7	0	0	<b>1</b>	1.2

\*No GPA- student enrolled and discontinued from AAU

## Number of Students According to the Achievement Level and Gender Al Ain Campus

Grade	2022-2023 (Bachelor)						2022-2023 (Master)					
	M	%	F	%	Total	%	M	%	F	%	Total	%
<b>Excellent</b>	1	1.5	5	11.6	<b>6</b>	5.5	6	17.6	3	17.6	<b>9</b>	17.6
<b>Very Good</b>	11	16.4	5	11.6	<b>16</b>	14.5	19	55.9	7	41.2	<b>26</b>	51.0
<b>Good</b>	19	28.4	16	37.2	<b>35</b>	31.8	4	11.8	4	23.5	<b>8</b>	15.7
<b>Satisfactory</b>	16	23.9	11	25.6	<b>27</b>	24.5	2	5.9	0	0.0	<b>2</b>	3.9
<b>Unsatisfactory</b>	19	28.4	6	14.0	<b>25</b>	22.7						
<b>No GPA*</b>	<b>1</b>	<b>1.5</b>	<b>0</b>	<b>0.0</b>	<b>1</b>	<b>0.9</b>	3	8.8	3	17.6	<b>6</b>	11.8

\*No GPA- student enrolled and discontinued from AAU



## Number of Students According to the Achievement Level and Gender Abu Dhabi Campus

Grade	2018-2019 (Bachelor)						2018-2019 (Master)						2019-2020 (Bachelor)					
	M	%	F	%	Total	%	M	%	F	%	Total	%	M	%	F	%	Total	%
<b>Excellent</b>	4	1.0	17	8.9	<b>21</b>	3.6	2	3.4	6	16.2	<b>8</b>	8.4	10	2.6	27	16.0	<b>37</b>	6.6
<b>Very Good</b>	29	7.5	43	22.4	<b>72</b>	12.5	15	25.9	11	29.7	<b>26</b>	27.4	36	9.2	32	18.9	<b>68</b>	12.1
<b>Good</b>	67	17.4	46	24.0	<b>113</b>	19.6	26	44.8	16	43.2	<b>42</b>	44.2	87	22.3	40	23.7	<b>127</b>	22.7
<b>Satisfactory</b>	156	40.4	56	29.2	<b>212</b>	156							142	36.3	55	32.5	<b>197</b>	35.2
<b>Unsatisfactory</b>	130	33.7	30	15.6	<b>160</b>	27.7	15	25.9	4	10.8	<b>19</b>	20.0	116	29.7	15	8.9	<b>131</b>	23.4

Grade	2019-2020 (Master)						2020-2021 (Bachelor)						2020-2021 (Master)					
	M	%	F	%	Total	%	M	%	F	%	Total	%	M	%	F	%	Total	%
<b>Excellent</b>	3	6.4	7	31.8	<b>10</b>	14.5	13	3.9	24	15.2	<b>37</b>	7.5	14	15.6	7	21.2	<b>21</b>	17.1
<b>Very Good</b>	16	34.0	8	36.4	<b>24</b>	34.8	45	13.4	36	22.8	<b>81</b>	16.4	41	45.6	15	45.5	<b>56</b>	45.5
<b>Good</b>	24	51.1	7	31.8	<b>31</b>	44.9	87	25.8	38	24.1	<b>125</b>	25.3	31	34.4	10	30.3	<b>41</b>	33.3
<b>Satisfactory</b>	4	8.5	0	0.0	<b>4</b>	5.8	136	40.4	45	28.5	<b>181</b>	36.6	2	2.2	1	3.0	<b>3</b>	2.4
<b>Unsatisfactory</b>							56	16.6	15	9.5	<b>71</b>	14.3						
<b>No GPA*</b>							0	0.0	0	0.0	<b>0</b>	0.0	2	0.0	0	0.0	<b>2</b>	1.6

Grade	2021-2022 (Bachelor)						2021-2022 (Master)					
	M	%	F	%	Total	%	M	%	F	%	Total	%
<b>Excellent</b>	6	2.3	20	15.2	<b>26</b>	6.6	15	18.7	8	32	<b>23</b>	21.9
<b>Very Good</b>	39	14.9	26	22.8	<b>65</b>	16.5	41	51.2	14	56	<b>55</b>	52.3
<b>Good</b>	72	27.6	46	24.1	<b>118</b>	29.9	21	26.2	3	12	<b>24</b>	22.8
<b>Satisfactory</b>	95	36.4	30	28.5	<b>125</b>	31.7	3	3.7	0	0	<b>3</b>	2.8
<b>Unsatisfactory</b>	49	18.8	11	9.5	<b>60</b>	15.2						
<b>No GPA*</b>												

## Number of Students According to the Achievement Level and Gender Abu Dhabi Campus

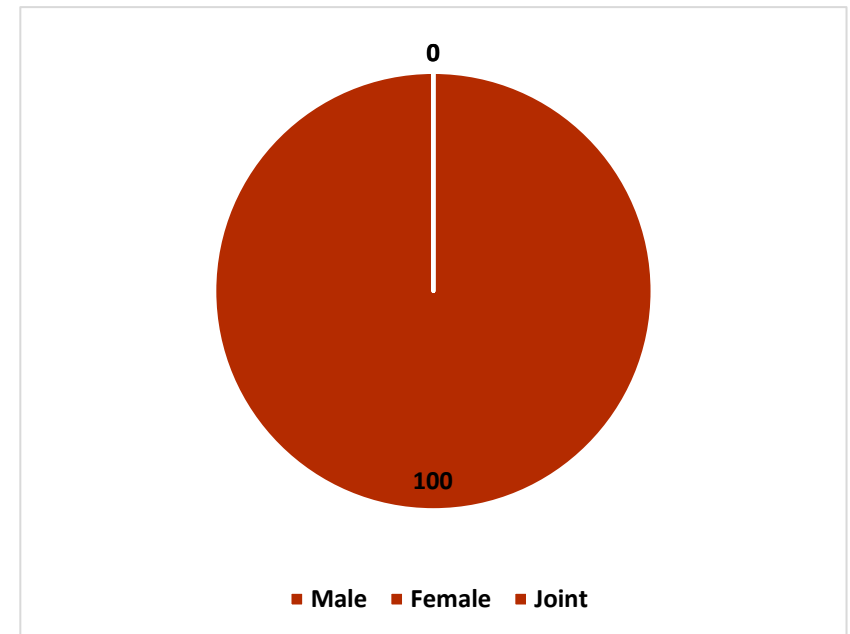
Grade	2022-2023 (Bachelor)						2022-2023 (Master)					
	M	%	F	%	Total	%	M	%	F	%	Total	%
<b>Excellent</b>	7	4.2	17	15.7	<b>24</b>	8.7	10	14.1	6	25.0	<b>16</b>	16.8
<b>Very Good</b>	19	11.4	22	20.4	<b>41</b>	14.9	35	49.3	7	29.2	<b>42</b>	44.2
<b>Good</b>	40	24.0	30	27.8	<b>70</b>	25.5	17	23.9	6	25.0	<b>23</b>	24.2
<b>Satisfactory</b>	61	36.5	21	19.4	<b>82</b>	29.8	3	4.2	1	4.2	<b>4</b>	4.2
<b>Unsatisfactory</b>	36	21.6	14	13.0	<b>50</b>	18.2						
<b>No GPA*</b>	4	2.4	4	3.7	<b>8</b>	2.9	6	8.5	4	16.7	<b>10</b>	10.5

\*No GPA- student enrolled and discontinued from AAU

## Number of Sections Offered

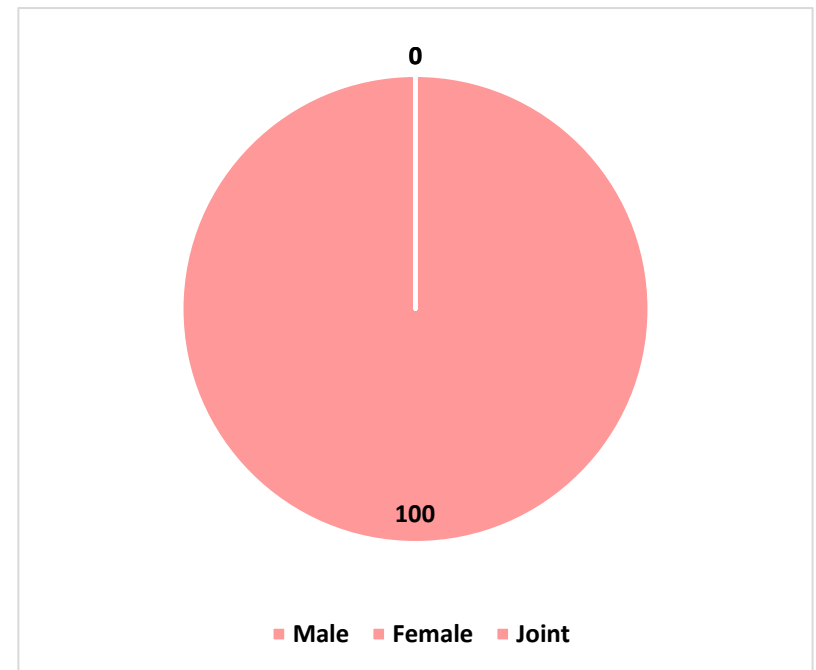
### Number of Sections Offered Al Ain Campus (2022-2023)

	<i>Number of Sections</i>	<i>%</i>
<i>Male</i>	0	0
<i>Female</i>	0	0
<i>Joint</i>	56	100



### Number of Sections Offered Abu Dhabi Campus (2022-2023)

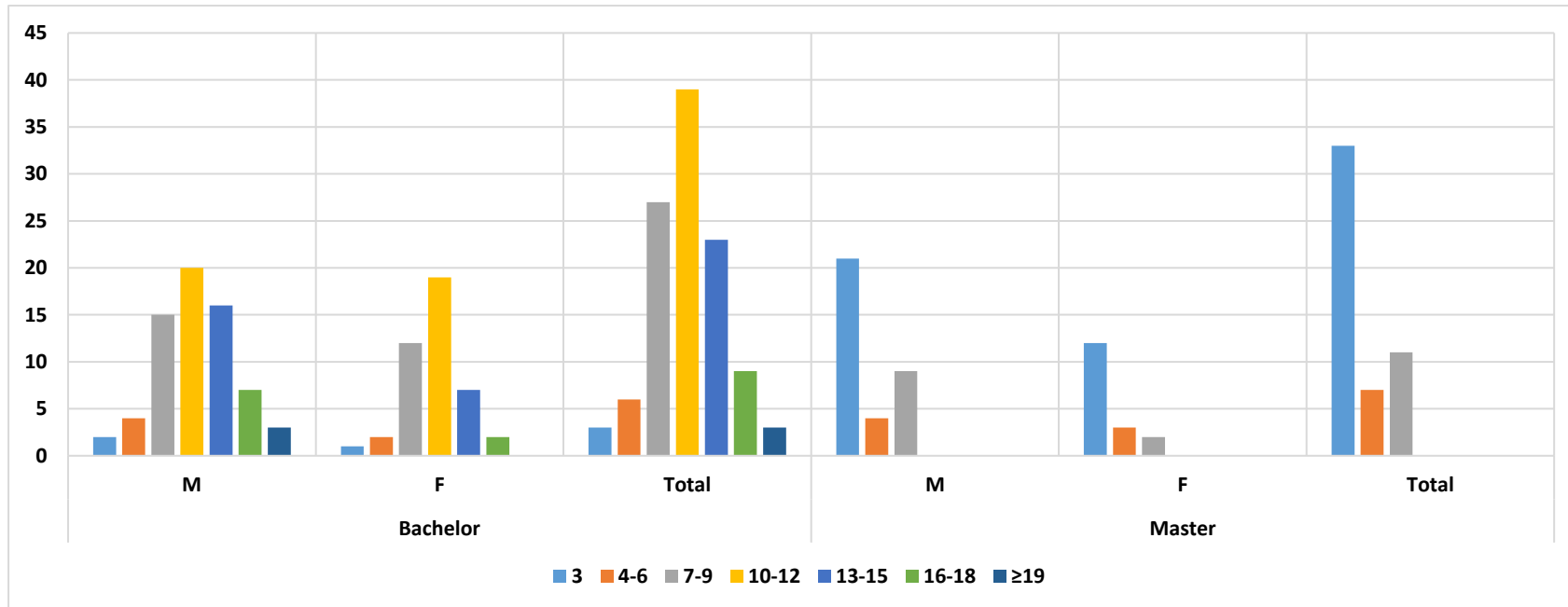
	<i>Number of Sections</i>	<i>%</i>
<i>Male</i>	0	0
<i>Female</i>	0	0
<i>Joint</i>	60	100



## Credit Hours Registered

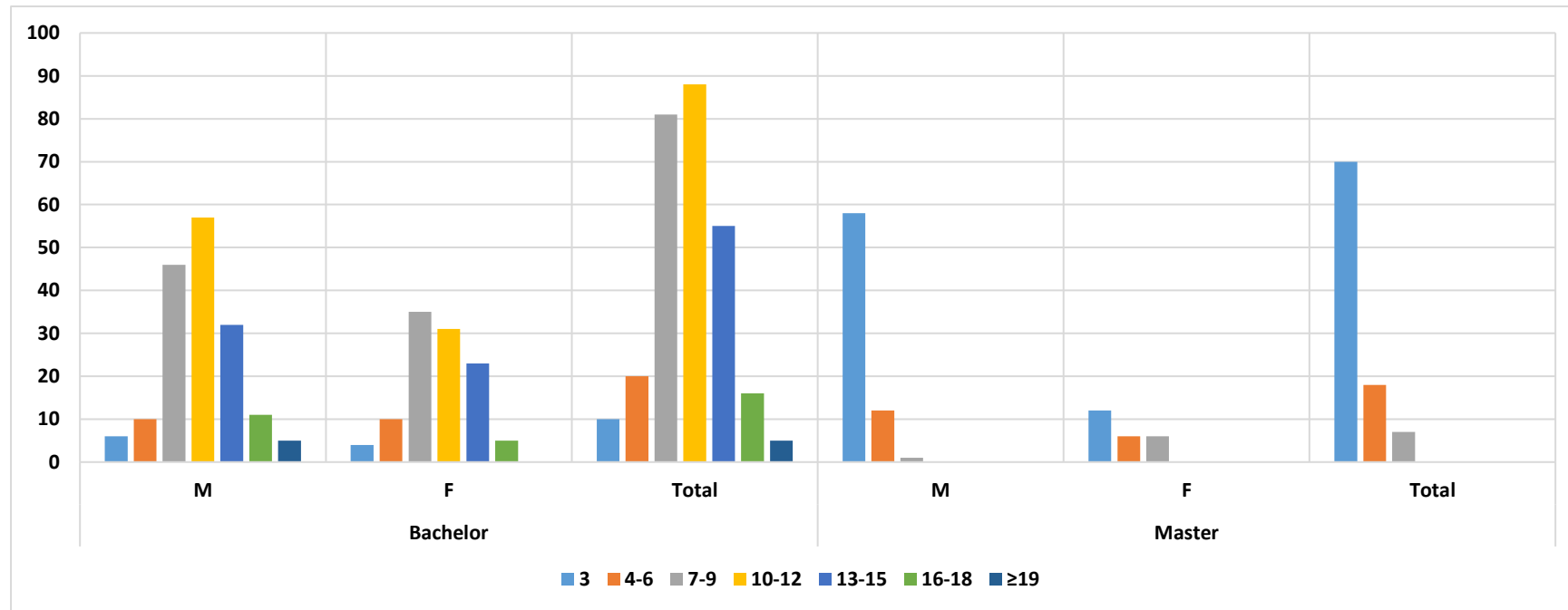
### Distribution of Students by Credit Hours Registered in the College Al Ain Campus (2022-2023)

Credit Hours	Bachelor					Master				
	Male	%	Female	%	Total	Male	%	Female	%	Total
3	2	2.9	1	2.3	3	21	61.7	12	70.6	33
4-6	4	5.9	2	4.6	6	4	11.7	3	17.6	7
7-9	15	22.4	12	27.9	27	9	26.5	2	11.8	11
10-12	20	29.8	19	44.2	39	0	0.0	0	0.0	0
13-15	16	23.8	7	16.3	23	0	0.0	0	0.0	0
16-18	7	10.5	2	4.6	9	0	0.0	0	0.0	0
19 ≥	3	4.5	0	0.0	3	0	0.0	0	0.0	0



## Distribution of Students by Credit Hours Registered in the College Abu Dhabi Campus (2022-2023)

Credit Hours	Bachelor					Master				
	Male	%	Female	%	Total	Male	%	Female	%	Total
<b>3</b>	6	3.6	4	0.0	<b>10</b>	58	81.7	12	50.0	<b>70</b>
<b>4-6</b>	10	6.0	10	9.3	<b>20</b>	12	16.9	6	25.0	<b>18</b>
<b>7-9</b>	46	27.5	35	32.4	<b>81</b>	1	1.4	6	25.0	<b>7</b>
<b>10-12</b>	57	34.1	31	28.7	<b>88</b>	0	0.00	0	0	<b>0</b>
<b>13-15</b>	32	19.2	23	21.3	<b>55</b>	0	0.0	0	0.0	<b>0</b>
<b>16-18</b>	11	6.6	5	4.6	<b>16</b>	0	0.0	0	0.0	<b>0</b>
<b>19 ≥</b>	5	3.0	0	0.0	<b>5</b>	0	0.0	0	0.0	<b>0</b>



# 4. College of Education, Humanities and Social Sciences

**College of Education, Humanities and Social Sciences**

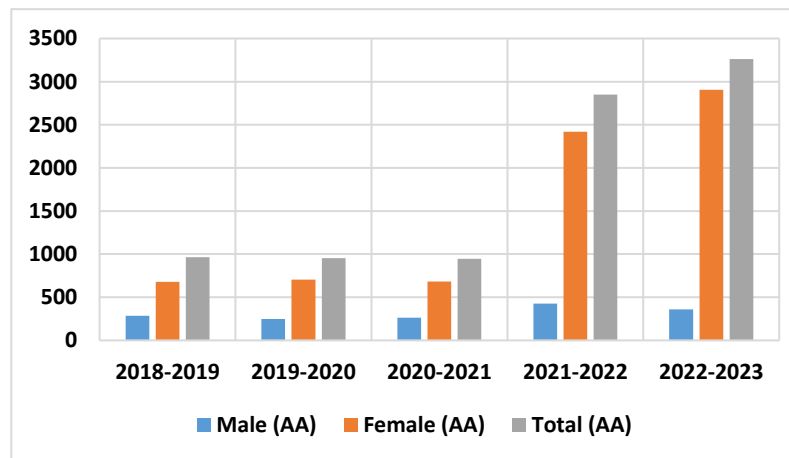
<b>Students' Enrollment</b>	<b>112</b>
<b>New Enrolled Students</b>	<b>119</b>
<b>Graduates</b>	<b>124</b>
<b>Students' Achievement</b>	<b>129</b>
<b>Number of Sections Offered</b>	<b>133</b>
<b>Credit Hours Registered</b>	<b>135</b>



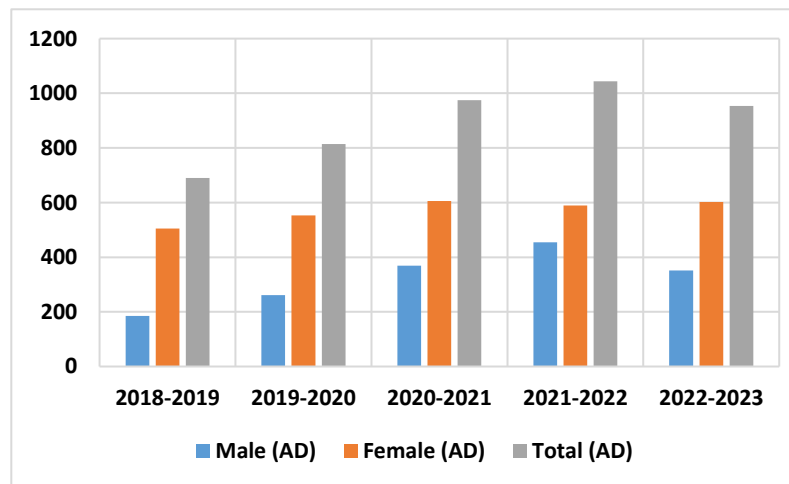
## Students' Enrollment

### Students' Enrollment by Year and Gender

Al Ain Campus			
	Male	Female	Total
<b>2018-2019</b>	286	677	<b>963</b>
<b>2019-2020</b>	250	705	<b>955</b>
<b>2020-2021</b>	264	681	<b>945</b>
<b>2021-2022</b>	428	2421	<b>2849</b>
<b>2022-2023</b>	358	2904	<b>3262</b>



Abu Dhabi Campus			
	Male	Female	Total
<b>2018-2019</b>	185	505	<b>690</b>
<b>2019-2020</b>	261	553	<b>814</b>
<b>2020-2021</b>	369	606	<b>975</b>
<b>2021-2022</b>	455	589	<b>1044</b>
<b>2022-2023</b>	352	602	<b>954</b>

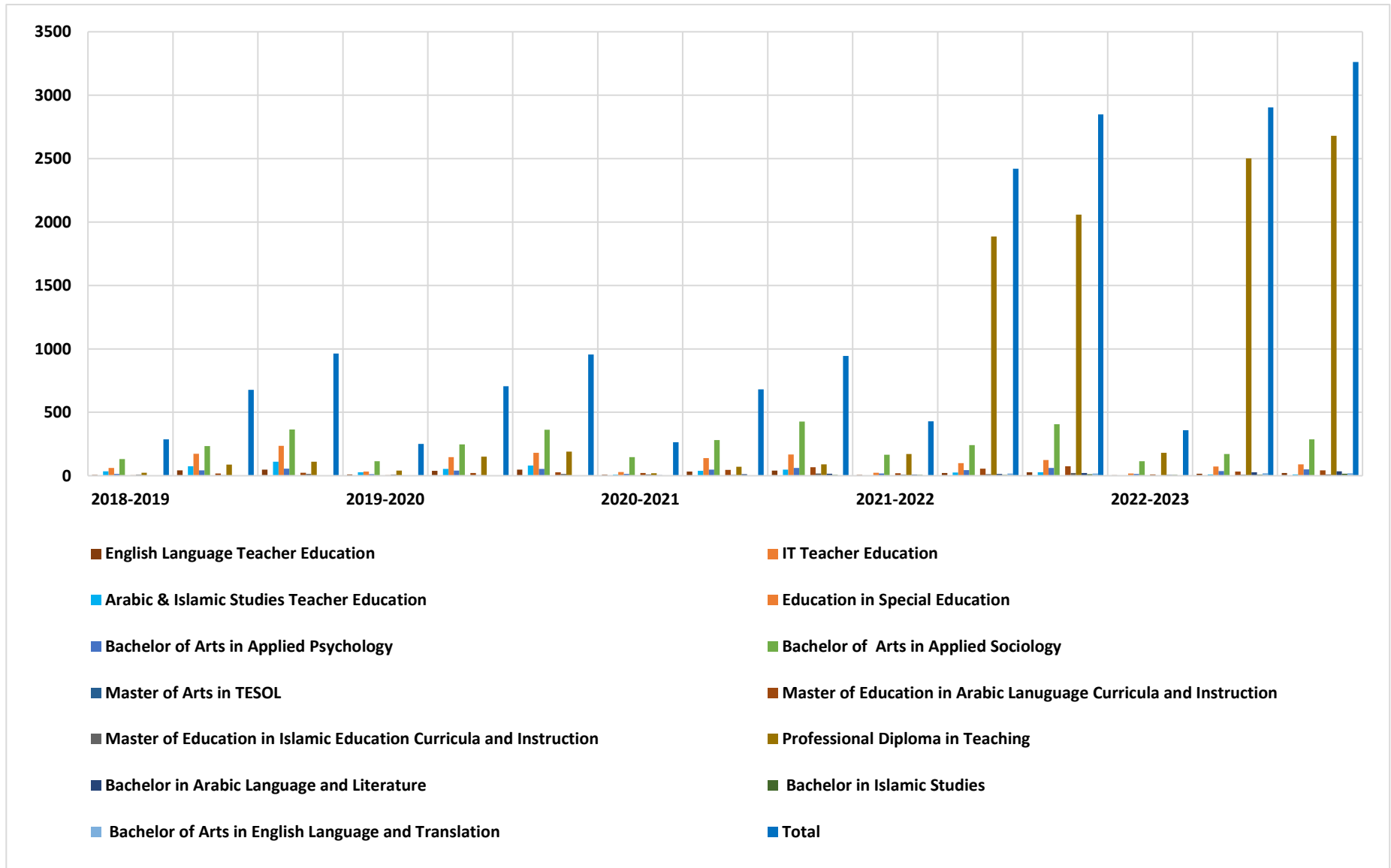


## Students' Enrollment by Major and Gender Al Ain Campus

	2018-2019			2019-2020			2020-2021		
	M	F	Total	M	F	Total	M	F	Total
<i>English Language Teacher Education</i>	6	42	<b>48</b>	10	38	<b>48</b>	8	32	<b>40</b>
<i>IT Teacher Education</i>	0	0	<b>0</b>	0	1	<b>1</b>	0	2	<b>2</b>
<i>Arabic &amp; Islamic Studies Teacher Education</i>	35	75	<b>110</b>	27	54	<b>81</b>	9	39	<b>48</b>
<i>Education in Special Education</i>	62	173	<b>235</b>	33	147	<b>180</b>	29	139	<b>168</b>
<i>Bachelor of Arts in Applied Psychology</i>	14	42	<b>56</b>	12	41	<b>53</b>	14	48	<b>62</b>
<i>Bachelor of Arts in Applied Sociology</i>	132	233	<b>365</b>	115	247	<b>362</b>	146	281	<b>427</b>
<i>Postgraduate Professional Diploma in Teaching</i>	24	87	<b>111</b>	40	150	<b>190</b>	19	71	<b>90</b>
<i>TESOL</i>	0	2	<b>2</b>	0	0	<b>0</b>	0	0	<b>0</b>
<i>Master of Education in Arabic Language Curricula and Instruction</i>	5	18	<b>23</b>	5	22	<b>27</b>	21	46	<b>67</b>
<i>Master of Education in Islamic Education Curricula and Instruction</i>	8	5	<b>13</b>	8	5	<b>13</b>	11	6	<b>17</b>
<i>Bachelor in Arabic Language and Literature</i>							4	12	<b>16</b>
<i>Bachelor in Islamic Studies</i>							3	3	<b>6</b>
<i>Bachelor of Arts in English Language and Translation</i>							0	2	<b>2</b>
<b>Total</b>	<b>286</b>	<b>677</b>	<b>963</b>	<b>250</b>	<b>705</b>	<b>955</b>	<b>264</b>	<b>681</b>	<b>945</b>

	2021-2022			2022-2023		
	M	F	Total	M	F	Total
<i>English Language Teacher Education</i>	6	21	<b>27</b>	5	16	<b>21</b>
<i>Arabic &amp; Islamic Studies Teacher Education</i>	3	25	<b>28</b>	1	10	<b>11</b>
<i>Education in Special Education</i>	24	99	<b>123</b>	17	73	<b>90</b>
<i>Bachelor of Arts in Applied Psychology</i>	17	44	<b>61</b>	13	36	<b>49</b>
<i>Bachelor of Arts in Applied Sociology</i>	165	241	<b>406</b>	114	172	<b>286</b>
<i>Master of Education in Arabic Language Curricula and Instruction</i>	19	56	<b>75</b>	11	32	<b>43</b>
<i>Master of Education in Islamic Education Curricula and Instruction</i>	9	12	<b>21</b>	2	8	<b>10</b>
<i>Postgraduate Professional Diploma in Teaching</i>	171	1887	<b>2058</b>	180	2501	<b>2681</b>
<i>Bachelor in Arabic Language and Literature</i>	8	13	<b>21</b>	7	28	<b>35</b>
<i>Bachelor in Islamic Studies</i>	6	6	<b>12</b>	7	9	<b>16</b>
<i>Bachelor of Arts in English Language and Translation</i>	0	17	<b>17</b>	1	19	<b>20</b>
<b>Total</b>	<b>428</b>	<b>2421</b>	<b>2849</b>	<b>358</b>	<b>2904</b>	<b>3262</b>

### Students' Enrollment by Major and Gender (Al Ain Campus)

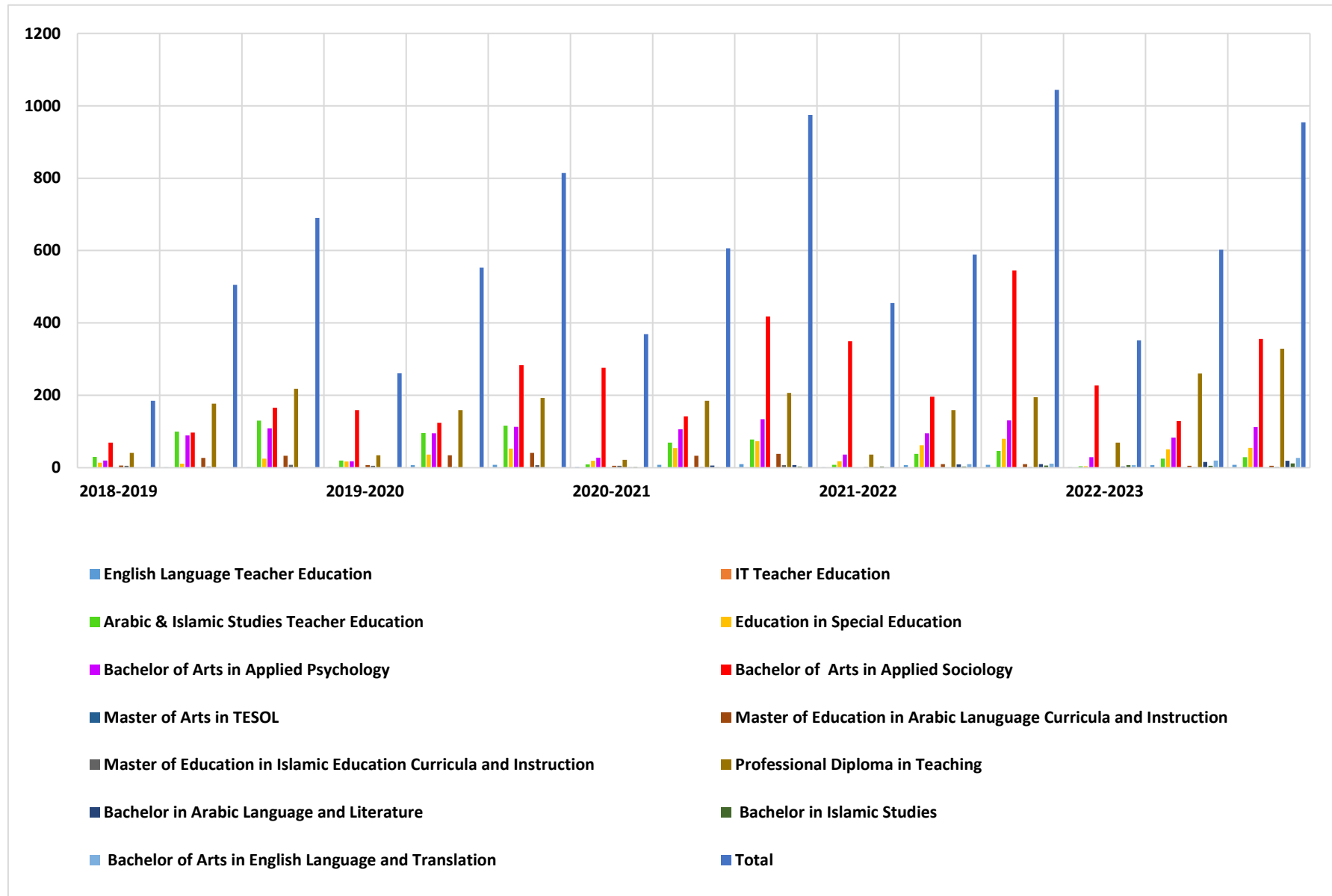


## Students' Enrollment by Major and Gender Abu Dhabi Campus

	2018-2019			2019-2020			2020-2021		
	M	F	Total	M	F	Total	M	F	Total
<i>English Language Teacher Education</i>	0	1	<b>1</b>	1	7	<b>8</b>	2	8	<b>10</b>
<i>IT Teacher Education</i>	0	0	<b>0</b>	0	0	<b>0</b>	0	0	<b>0</b>
<i>Arabic &amp; Islamic Studies Teacher Education</i>	30	100	<b>130</b>	20	96	<b>116</b>	9	69	<b>78</b>
<i>Education in Special Education</i>	14	11	<b>25</b>	18	36	<b>54</b>	19	54	<b>73</b>
<i>Bachelor of Arts in Applied Psychology</i>	20	89	<b>109</b>	18	95	<b>113</b>	28	106	<b>134</b>
<i>Bachelor of Arts in Applied Sociology</i>	69	97	<b>166</b>	159	124	<b>283</b>	276	142	<b>418</b>
<i>Postgraduate Professional Diploma in Teaching</i>	41	177	<b>218</b>	34	159	<b>193</b>	22	185	<b>207</b>
<i>TESOL</i>	0	0	<b>0</b>	0	0	<b>0</b>	0	0	<b>0</b>
<i>Master of Education in Arabic Language Curricula and Instruction</i>	6	27	<b>33</b>	7	34	<b>41</b>	5	33	<b>38</b>
<i>Master of Education in Islamic Education Curricula and Instruction</i>	5	3	<b>8</b>	5	2	<b>7</b>	5	2	<b>7</b>
<i>Bachelor in Arabic Language and Literature</i>							1	6	<b>7</b>
<i>Bachelor in Islamic Studies</i>							2	1	<b>3</b>
<i>Bachelor of Arts in English Language and Translation</i>							0	0	<b>0</b>
<b>Total</b>	<b>185</b>	<b>505</b>	<b>690</b>	<b>261</b>	<b>553</b>	<b>814</b>	<b>369</b>	<b>606</b>	<b>975</b>

	2021-2022			2022-2023		
	M	F	Total	M	F	Total
<i>English Language Teacher Education</i>	1	7	<b>8</b>	1	7	<b>8</b>
<i>Arabic &amp; Islamic Studies Teacher Education</i>	8	38	<b>46</b>	4	25	<b>29</b>
<i>Education in Special Education</i>	18	62	<b>80</b>	4	51	<b>55</b>
<i>Bachelor of Arts in Applied Psychology</i>	36	95	<b>131</b>	29	83	<b>112</b>
<i>Bachelor of Arts in Applied Sociology</i>	349	196	<b>545</b>	227	129	<b>356</b>
<i>Master of Education in Arabic Language Curricula and Instruction</i>	0	10	<b>10</b>	0	5	<b>5</b>
<i>Master of Education in Islamic Education Curricula and Instruction</i>	2	0	<b>2</b>	1	1	<b>2</b>
<i>Postgraduate Professional Diploma in Teaching</i>	36	159	<b>195</b>	69	260	<b>329</b>
<i>Bachelor in Arabic Language and Literature</i>	1	9	<b>10</b>	3	16	<b>19</b>
<i>Bachelor in Islamic Studies</i>	3	3	<b>6</b>	7	5	<b>12</b>
<i>Bachelor of Arts in English Language and Translation</i>	1	10	<b>11</b>	7	20	<b>27</b>
<b>Total</b>	<b>455</b>	<b>589</b>	<b>1044</b>	<b>352</b>	<b>602</b>	<b>954</b>

### Students' Enrollment by Major and Gender (Abu Dhabi Campus)



## Students' Enrollment by Nationality and Gender Al Ain Campus

	2018-2019						2019-2020						2020-2021					
	M	%	F	%	Total	%	M	%	F	%	Total	%	M	%	F	%	Total	%
<b>UAE</b>	162	56.6	355	52.4	517	53.7	131	52.4	347	49.2	478	50.1	178	67.4	404	59.3	582	61.6
<b>GCC *</b>	20	7.0	59	8.7	79	8.2	34	13.6	123	17.4	157	16.4	5	1.9	37	5.4	42	4.4
<b>Others</b>	104	36.4	263	38.8	367	38.1	85	34	235	33.3	320	33.5	81	30.7	240	35.2	321	34.0
<b>Total</b>	<b>286</b>	<b>100</b>	<b>677</b>	<b>100</b>	<b>963</b>	<b>100</b>	<b>250</b>	<b>100</b>	<b>705</b>	<b>100.0</b>	<b>955</b>	<b>100.0</b>	<b>264</b>	<b>100</b>	<b>681</b>	<b>100</b>	<b>945</b>	<b>100.0</b>

	2021-2022						2022-2023					
	M	%	F	%	Total	%	M	%	F	%	Total	%
<b>UAE</b>	200	46.7	345	14.3	545	19.1	131	36.6	241	8.3	372	11.4
<b>GCC *</b>	150	35.0	1835	75.8	1985	69.7	134	37.4	2436	83.9	2570	78.8
<b>Others</b>	78	18.2	241	10.0	319	11.2	93	26.0	227	7.8	320	9.8
<b>Total</b>	<b>428</b>	<b>100</b>	<b>2421</b>	<b>100</b>	<b>2849</b>	<b>100</b>	<b>358</b>	<b>100</b>	<b>2904</b>	<b>100</b>	<b>3262</b>	<b>100</b>

\* GCC: Gulf Cooperation Council

## Students' Enrollment by Nationality and Gender Abu Dhabi Campus

	2018-2019						2019-2020						2020-2021					
	M	%	F	%	Total	%	M	%	F	%	Total	%	M	%	F	%	Total	%
<b>UAE</b>	120	64.9	196	38.8	316	45.8	200	76.6	231	41.8	431	52.9	323	87.5	255	42.1	578	59.3
<b>GCC *</b>	3	1.6	17	3.4	20	2.9	4	1.5	12	2.2	16	2.0	2	0.5	12	2.0	14	1.4
<b>Others</b>	62	33.5	292	57.8	354	51.3	57	21.8	310	56.1	367	45.1	44	11.9	339	55.9	383	39.3
<b>Total</b>	<b>185</b>	<b>100</b>	<b>505</b>	<b>100</b>	<b>690</b>	<b>100</b>	<b>261</b>	<b>100.0</b>	<b>553</b>	<b>100.0</b>	<b>814</b>	<b>100.0</b>	<b>369</b>	<b>100</b>	<b>606</b>	<b>100</b>	<b>975</b>	<b>100.0</b>

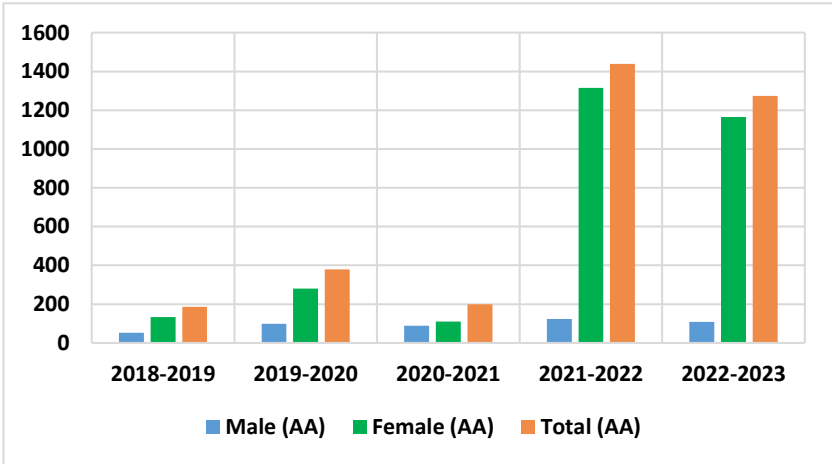
	2021-2022						2022-2023					
	M	%	F	%	Total	%	M	%	F	%	Total	%
<b>UAE</b>	394	86.6	283	48.0	677	64.8	260	73.9	198	32.9	458	48.0
<b>GCC *</b>	3	0.7	13	2.2	16	1.5	1	0.3	19	3.2	20	2.1
<b>Others</b>	58	12.7	293	49.7	351	33.6	91	25.9	385	64.0	476	49.9
<b>Total</b>	<b>455</b>	<b>100</b>	<b>589</b>	<b>100</b>	<b>1044</b>	<b>100</b>	<b>352</b>	<b>100</b>	<b>602</b>	<b>100</b>	<b>954</b>	<b>100</b>

\* GCC: Gulf Cooperation Council

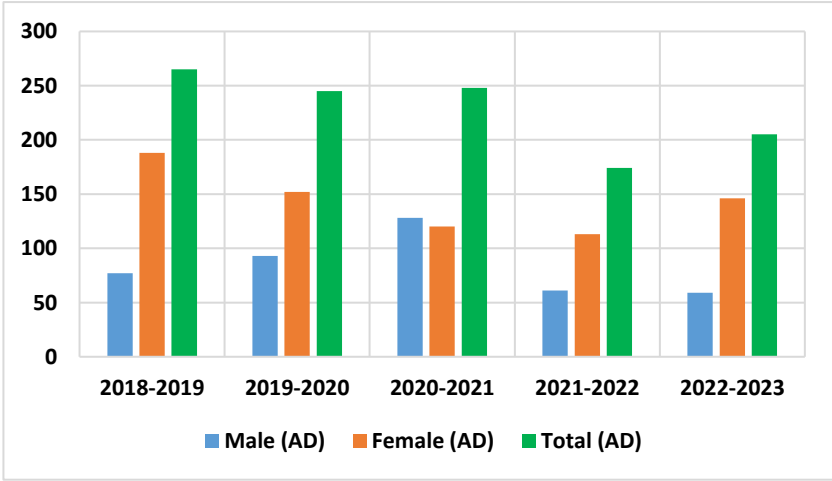
## New Enrolled Students

### New Enrolled Students by Year and Gender

<b>Al Ain Campus</b>			
	<b>Male</b>	<b>Female</b>	<b>Total</b>
<b>2018-2019</b>	53	133	<b>186</b>
<b>2019-2020</b>	98	281	<b>379</b>
<b>2020-2021</b>	89	111	<b>200</b>
<b>2021-2022</b>	124	1315	<b>1439</b>
<b>2022-2023</b>	108	1165	<b>1273</b>



<b>Abu Dhabi Campus</b>			
	<b>Male</b>	<b>Female</b>	<b>Total</b>
<b>2018-2019</b>	77	188	<b>265</b>
<b>2019-2020</b>	93	152	<b>245</b>
<b>2020-2021</b>	128	120	<b>248</b>
<b>2021-2022</b>	61	113	<b>174</b>
<b>2022-2023</b>	59	146	<b>205</b>



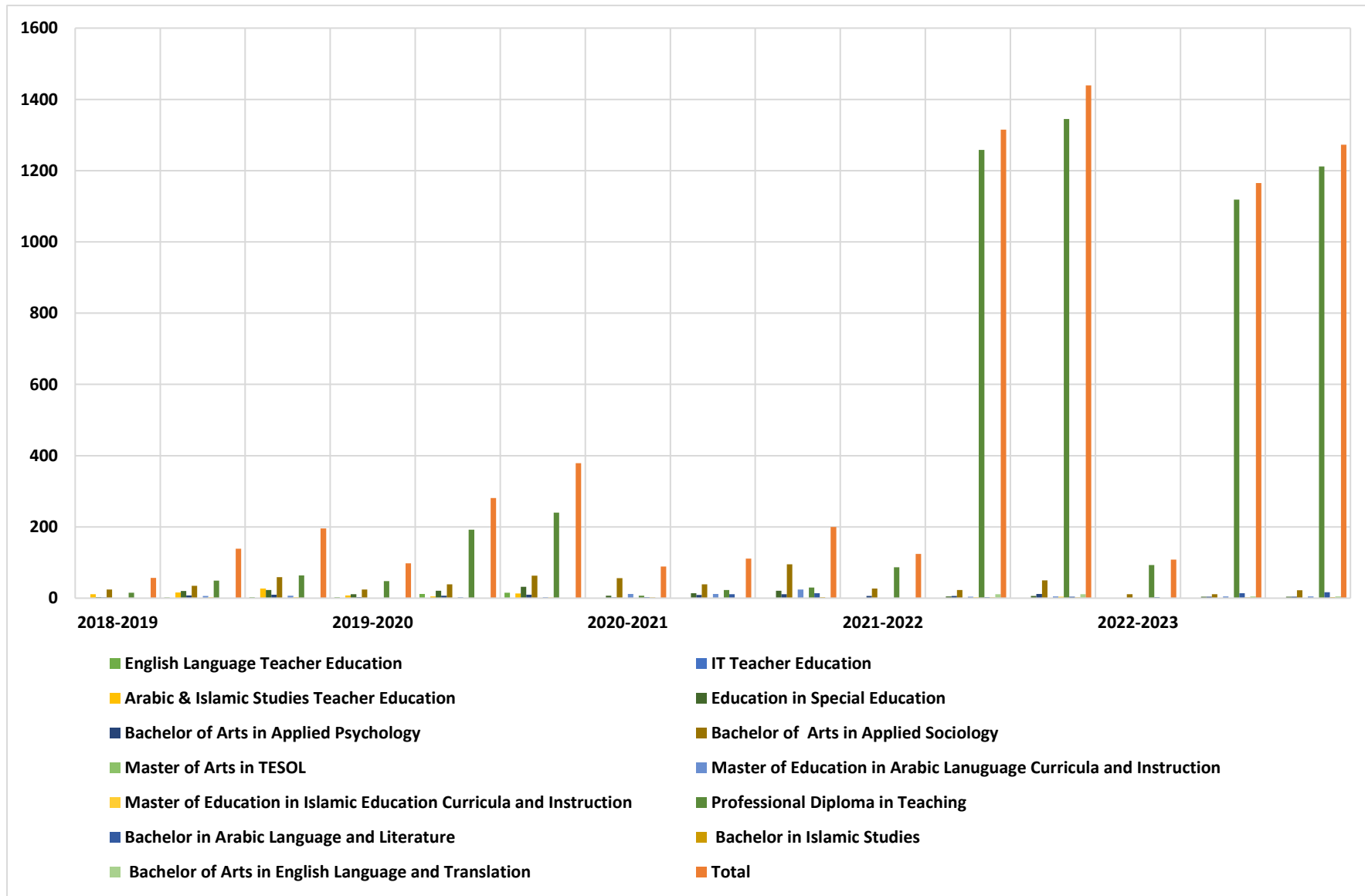


## New Enrolled Students by Major and Gender Al Ain Campus

	2018-2019			2019-2020			2020-2021		
	M	F	Total	M	F	Total	M	F	Total
<i>English Language Teacher Education</i>	1	1	2	3	12	15	0	0	0
<i>IT Teacher Education</i>	0	0	0	0	1	1	0	0	0
<i>Arabic &amp; Islamic Studies Teacher Education</i>	10	16	26	8	5	13	0	0	0
<i>Education in Special Education</i>	3	20	23	11	21	32	7	14	21
<i>Bachelor of Arts in Applied Psychology</i>	2	8	10	3	7	10	2	9	11
<i>Bachelor of Arts in Applied Sociology</i>	22	34	56	24	39	63	56	39	95
<i>Professional Diploma in Teaching</i>	14	45	59	48	192	240	7	23	30
<i>TESOL</i>	0	0	0	0	0	0	0	0	0
<i>Master of Education in Arabic Language Curricula and Instruction</i>	1	6	7	0	3	3	12	12	24
<i>Master of Education in Islamic Education Curricula and Instruction</i>	0	3	3	1	1	2	0	1	1
<i>Bachelor in Arabic Language and Literature</i>							3	11	14
<i>Bachelor in Islamic Studies</i>							2	1	3
<i>Bachelor of Arts in English Language and Translation</i>							0	1	1
<b>Total</b>	<b>53</b>	<b>133</b>	<b>186</b>	<b>98</b>	<b>281</b>	<b>379</b>	<b>89</b>	<b>111</b>	<b>200</b>

	2021-2022			2022-2023		
	M	F	Total	M	F	Total
<i>English Language Teacher Education</i>	0	0	0	0	0	0
<i>Arabic &amp; Islamic Studies Teacher Education</i>	0	0	0	0	0	0
<i>Education in Special Education</i>	1	5	6	0	4	4
<i>Bachelor of Arts in Applied Psychology</i>	6	6	12	0	4	4
<i>Bachelor of Arts in Applied Sociology</i>	27	23	50	11	11	22
<i>Master of Education in Arabic Language Curricula and Instruction</i>	1	4	5	0	5	5
<i>Master of Education in Islamic Education Curricula and Instruction</i>	1	3	4	0	1	1
<i>Professional Diploma in Teaching</i>	87	1258	1345	93	1119	1212
<i>Bachelor in Arabic Language and Literature</i>	1	3	4	3	14	17
<i>Bachelor in Islamic Studies</i>	0	2	2	1	2	3
<i>Bachelor of Arts in English Language and Translation</i>	0	11	11	0	5	5
<b>Total</b>	<b>124</b>	<b>1315</b>	<b>1439</b>	<b>108</b>	<b>1165</b>	<b>1273</b>

### New Enrolled Students by Major and Gender (Al Ain Campus)

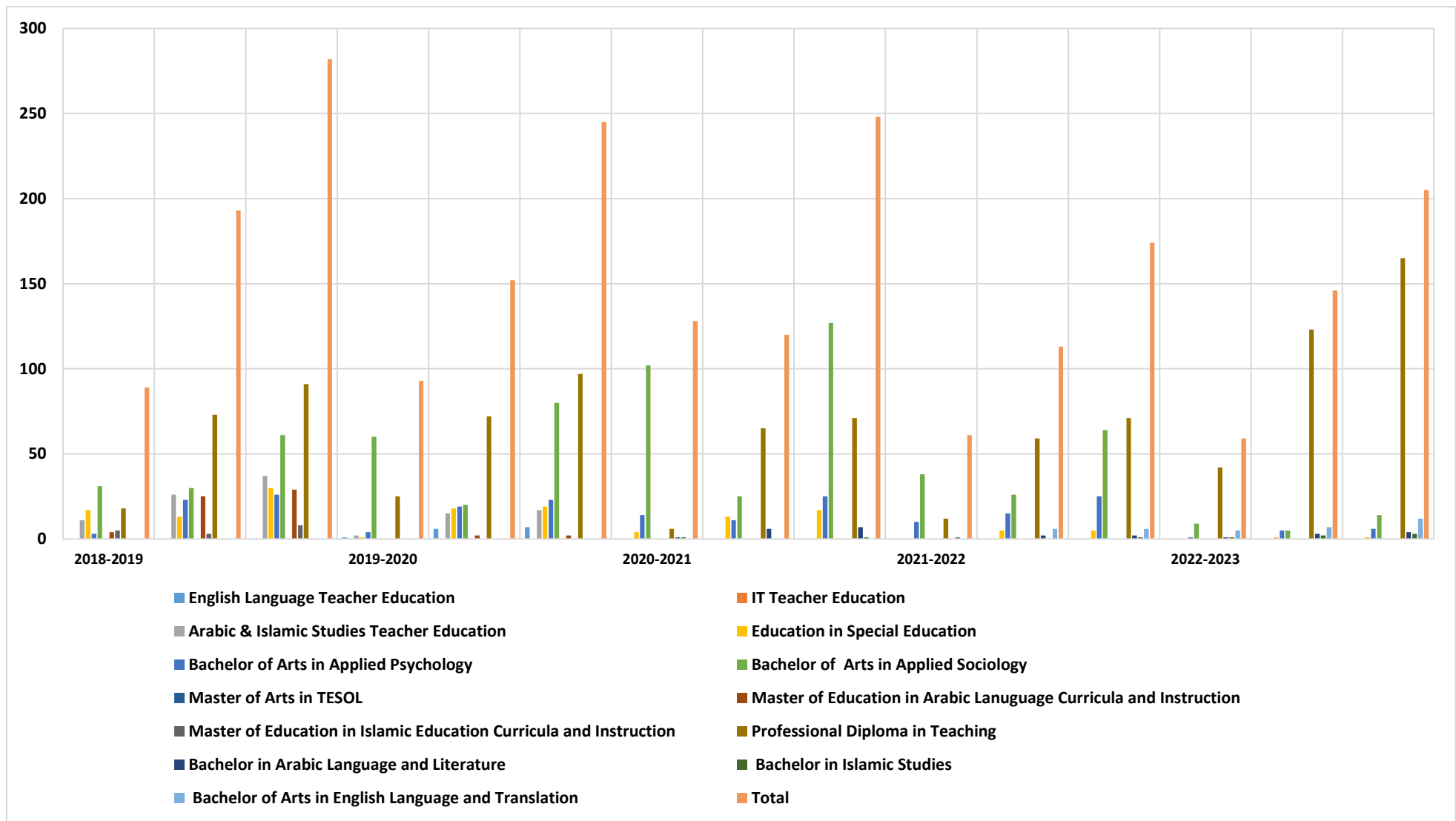


## New Enrolled Students by Major and Gender Abu Dhabi Campus

	2018-2019			2019-2020			2020-2021		
	M	F	Total	M	F	Total	M	F	Total
<i>English Language Teacher Education</i>	0	0	0	1	6	7	0	0	0
<i>IT Teacher Education</i>	0	0	0	0	0	0	0	0	0
<i>Arabic &amp; Islamic Studies Teacher Education</i>	11	25	36	2	15	17	0	0	0
<i>Education in Special Education</i>	14	8	22	1	18	19	4	13	17
<i>Bachelor of Arts in Applied Psychology</i>	2	22	24	4	19	23	14	11	25
<i>Bachelor of Arts in Applied Sociology</i>	27	30	57	60	20	80	102	25	127
<i>Professional Diploma in Teaching</i>	14	76	90	25	72	97	6	65	71
<i>TESOL</i>	0	0	0	0	0	0	0	0	0
<i>Master of Education Arabic Language Curricula &amp; Instruction</i>	4	25	29	0	2	2	0	0	0
<i>Master of Education Islamic Education Curricula &amp; Instruction</i>	5	2	7	0	0	0	0	0	0
<i>Bachelor in Arabic Language and Literature</i>							1	6	7
<i>Bachelor in Islamic Studies</i>							1	0	1
<i>Bachelor of Arts in English Language and Translation</i>							0	0	0
<b>Total</b>	<b>77</b>	<b>188</b>	<b>265</b>	<b>93</b>	<b>152</b>	<b>245</b>	<b>128</b>	<b>120</b>	<b>248</b>

	2021-2022			2022-2023		
	M	F	Total	M	F	Total
<i>English Language Teacher Education</i>	0	0	0	0	0	0
<i>Arabic &amp; Islamic Studies Teacher Education</i>	0	0	0	0	0	0
<i>Education in Special Education</i>	0	5	5	0	1	1
<i>Bachelor of Arts in Applied Psychology</i>	10	15	25	1	5	6
<i>Bachelor of Arts in Applied Sociology</i>	38	26	64	9	5	14
<i>Master of Education in Arabic Language Curricula and Instruction</i>	0	0	0	0	0	0
<i>Master of Education in Islamic Education Curricula and Instruction</i>	0	0	0	0	0	0
<i>Professional Diploma in Teaching</i>	12	59	71	42	123	165
<i>Bachelor in Arabic Language and Literature</i>	0	2	2	1	3	4
<i>Bachelor in Islamic Studies</i>	1	0	1	1	2	3
<i>Bachelor of Arts in English Language and Translation</i>	0	6	6	5	7	12
<b>Total</b>	<b>61</b>	<b>113</b>	<b>174</b>	<b>59</b>	<b>146</b>	<b>205</b>

### New Enrolled Students by Major and Gender (Abu Dhabi Campus)

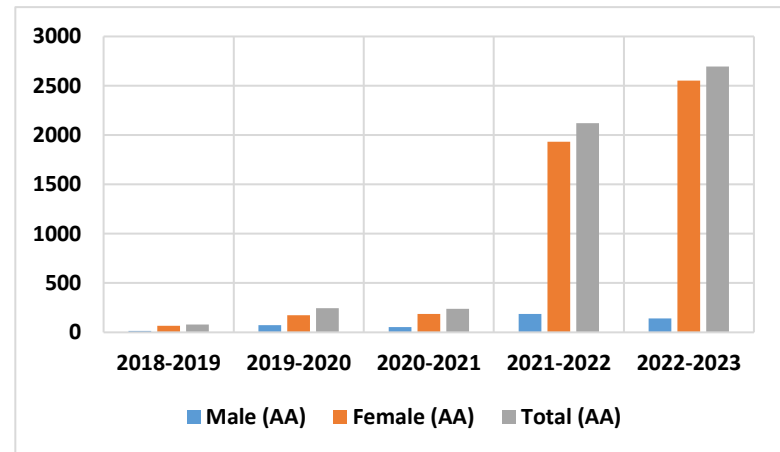


# Graduates

## Graduates by Year and Gender Al Ain Campus

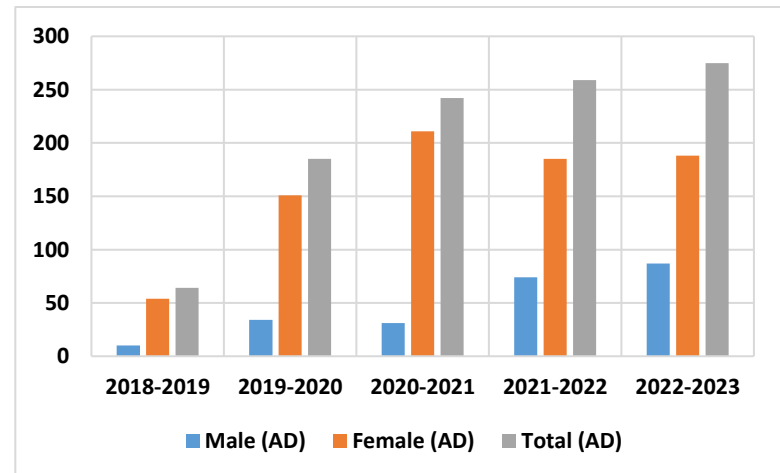
Al Ain Campus			
	Male	Female	Total
<b>2018-2019</b>	14	67	<b>81</b>
<b>2019-2020*</b>	72	173	<b>245</b>
<b>2020-2021*</b>	53	186	<b>239</b>
<b>2021-2022**</b>	188	1934	<b>2122</b>
<b>2022-2023**</b>	141	2554	<b>2695</b>

\*The # of graduates for the whole academic year.  
 \*\* The # of graduates for the Fall & Spring semesters



Abu Dhabi Campus			
	Male	Female	Total
<b>2018-2019</b>	10	54	<b>64</b>
<b>2019-2020*</b>	34	151	<b>185</b>
<b>2020-2021*</b>	31	211	<b>242</b>
<b>2021-2022*</b>	74	185	<b>259</b>
<b>2022-2023**</b>	87	188	<b>275</b>

\*The # of graduates for the whole academic year  
 \*\* The # of graduates for the Fall & Spring semesters.



## Graduates by Major and Gender Al Ain Campus

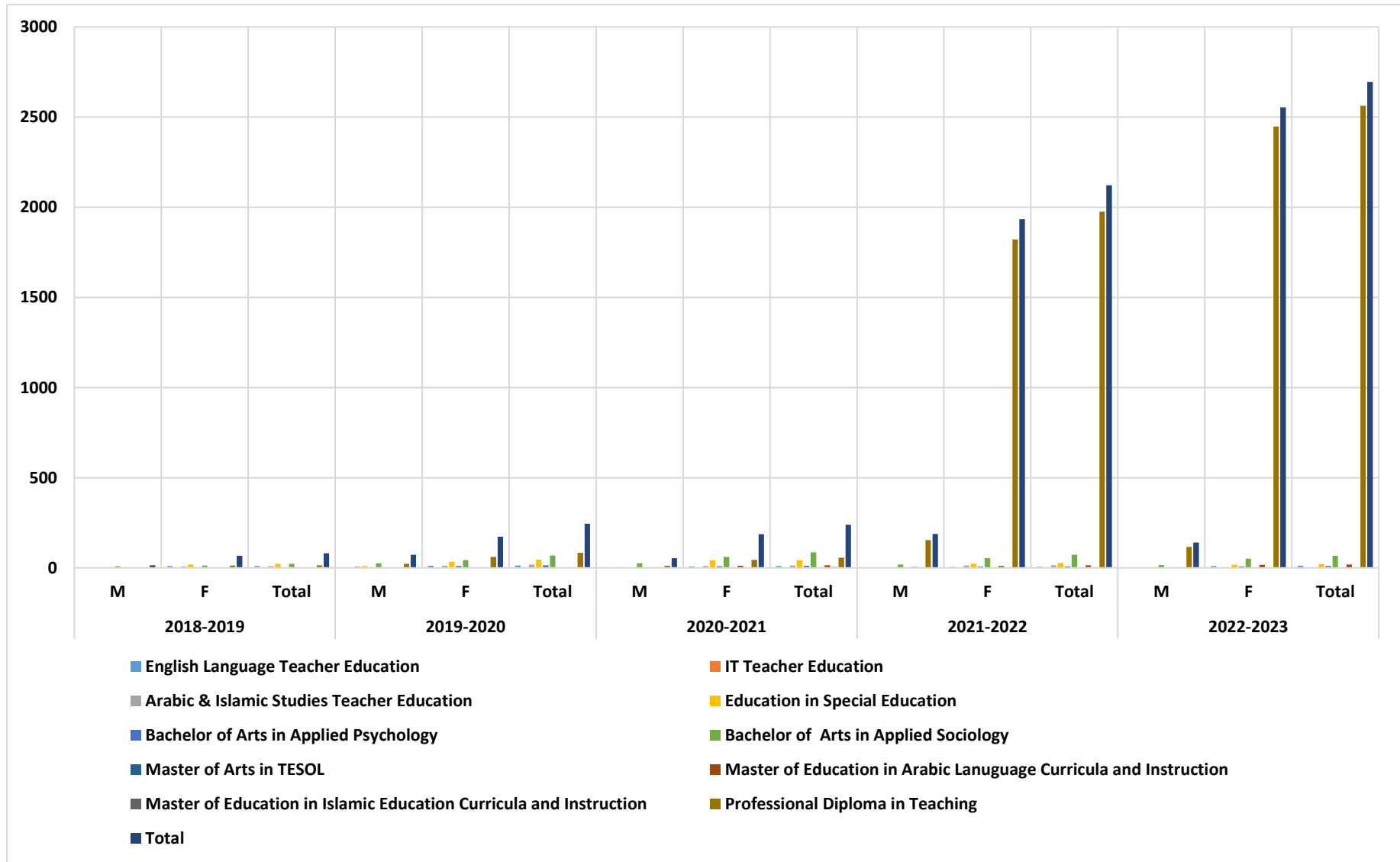
	2018-2019			2019-2020*			2020-2021*		
	M	F	Total	M	F	Total	M	F	Total
<i>English Language Teacher Education</i>	0	10	<b>10</b>	2	11	<b>13</b>	2	8	<b>10</b>
<i>IT Teacher Education</i>	0	0	<b>0</b>	0	0	<b>0</b>	0	0	<b>0</b>
<i>Arabic &amp; Islamic Teacher Education</i>	1	8	<b>9</b>	7	11	<b>18</b>	3	10	<b>13</b>
<i>Education in Special Education</i>	3	19	<b>22</b>	10	35	<b>45</b>	2	41	<b>43</b>
<i>Bachelor of Arts in Applied Psychology</i>	0	3	<b>3</b>	4	10	<b>14</b>	2	9	<b>11</b>
<i>Bachelor of Arts in Applied Sociology</i>	9	13	<b>22</b>	25	43	<b>68</b>	25	61	<b>86</b>
<i>Master of Education Arabic Language Curricula &amp; Instruction</i>	0	0	<b>0</b>	0	1	<b>1</b>	0	0	<b>0</b>
<i>Master of Education Islamic Education Curricula &amp; Instruction</i>	0	0	<b>0</b>	1	1	<b>2</b>	3	12	<b>15</b>
<i>Professional Diploma in Teaching</i>	1	13	<b>14</b>	23	61	<b>84</b>	4	1	<b>5</b>
<i>TESOL</i>	0	1	<b>1</b>	0	0	<b>0</b>	12	44	<b>56</b>
<b>Total</b>	<b>14</b>	<b>67</b>	<b>81</b>	<b>72</b>	<b>173</b>	<b>245</b>	<b>53</b>	<b>186</b>	<b>239</b>

	2021-2022**			2022-2023**		
	M	F	Total	M	F	Total
<i>English Language Teacher Education</i>	1	5	<b>6</b>	1	10	<b>11</b>
<i>IT Teacher Education</i>	0	0	<b>0</b>	0	0	<b>0</b>
<i>Arabic &amp; Islamic Teacher Education</i>	2	13	<b>15</b>	1	3	<b>4</b>
<i>Education in Special Education</i>	4	23	<b>27</b>	4	17	<b>21</b>
<i>Bachelor of Arts in Applied Psychology</i>	1	7	<b>8</b>	2	8	<b>10</b>
<i>Bachelor of Arts in Applied Sociology</i>	19	54	<b>73</b>	16	51	<b>67</b>
<i>TESOL</i>	0	0	<b>0</b>	0	0	<b>0</b>
<i>Master of Education Arabic Language Curricula &amp; Instruction</i>	5	10	<b>15</b>	1	17	<b>18</b>
<i>Master of Education Islamic Education Curricula &amp; Instruction</i>	2	1	<b>3</b>	0	1	<b>1</b>
<i>Professional Diploma in Teaching</i>	154	1821	<b>1975</b>	116	2447	<b>2563</b>
<b>Total</b>	<b>188</b>	<b>1934</b>	<b>2122</b>	<b>141</b>	<b>2554</b>	<b>2695</b>

\* The # of graduates for the whole academic year

\*\* The # of graduates for the Fall & Spring semesters.

### Graduate Students by Major and Gender (Al Ain Campus)



## Graduates by Major and Gender Abu Dhabi Campus

	2018-2019			2019-2020*			2020-2021*		
	M	F	Total	M	F	Total	M	F	Total
<i>English Language Teacher Education</i>	0	0	0	0	0	0	0	0	0
<i>IT Teacher Education</i>	0	0	0	0	0	0	0	0	0
<i>Arabic &amp; Islamic Teacher Education</i>	2	6	8	5	27	32	2	28	30
<i>Education in Special Education</i>	0	0	0	0	0	0	0	4	4
<i>Bachelor of Arts in Applied Psychology</i>	1	6	7	1	13	14	4	30	34
<i>Bachelor of Arts in Applied Sociology</i>	1	5	6	12	25	37	7	8	15
<i>Postgraduate Professional Diploma in Teaching</i>	6	37	43	16	86	102	12	119	131
<i>TESOL</i>	0	0	0	0	0	0	0	0	0
<i>Master of Education Arabic Language Curricula &amp; Instruction</i>							5	21	26
<i>Master of Education Islamic Education Curricula &amp; Instruction</i>							1	1	2
<b>Total</b>	<b>10</b>	<b>54</b>	<b>64</b>	<b>34</b>	<b>151</b>	<b>185</b>	<b>31</b>	<b>211</b>	<b>242</b>

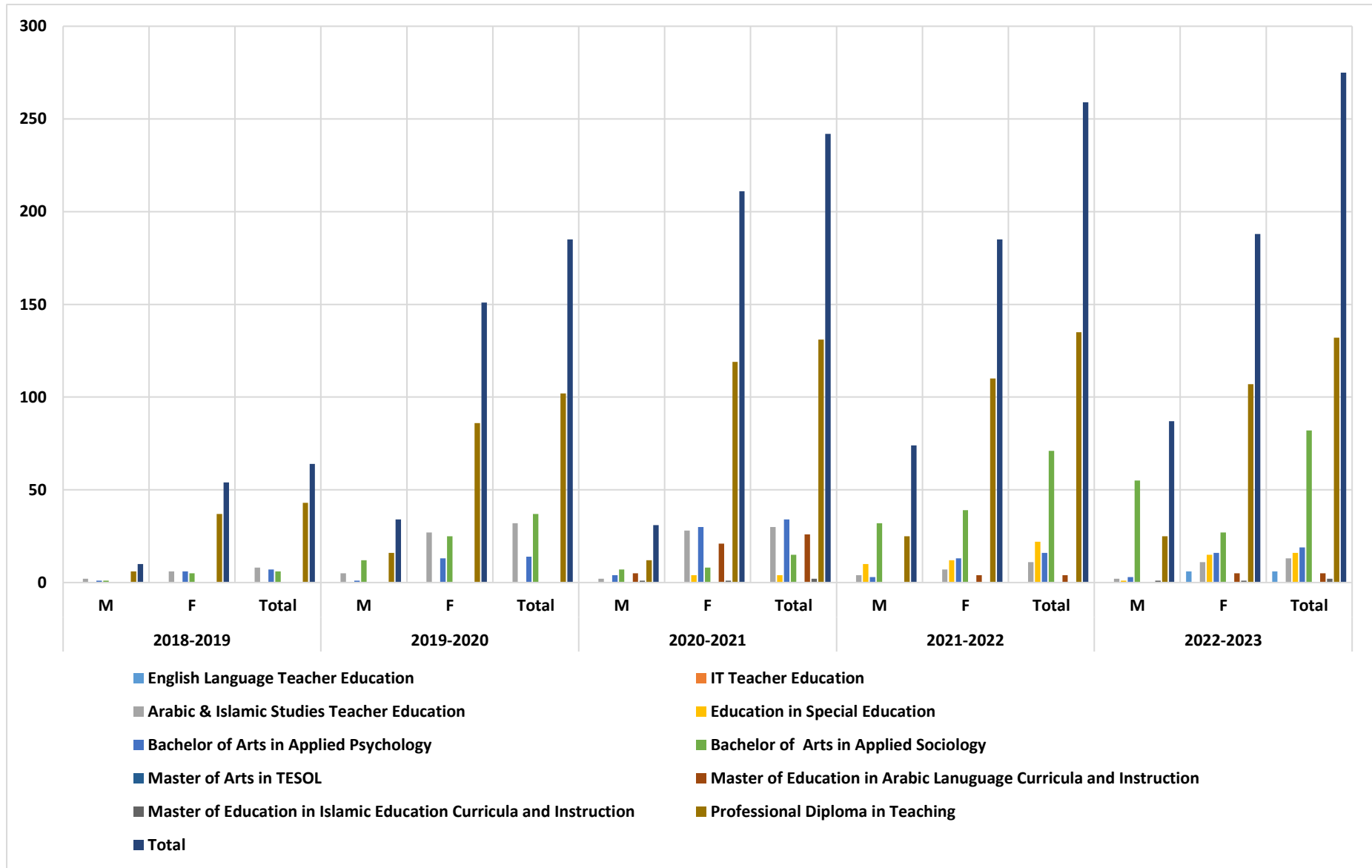
	2021-2022**			2022-2023**		
	M	F	Total	M	F	Total
<i>English Language Teacher Education</i>	0	0	0	0	6	6
<i>IT Teacher Education</i>	0	0	0	0	0	0
<i>Arabic &amp; Islamic Teacher Education</i>	4	7	11	2	11	13
<i>Education in Special Education</i>	10	12	22	1	15	16
<i>Bachelor of Arts in Applied Psychology</i>	3	13	16	3	16	19
<i>Bachelor of Arts in Applied Sociology</i>	32	39	71	55	27	82
<i>TESOL</i>	0	0	0	0	0	0
<i>Master of Education Arabic Language Curricula &amp; Instruction</i>	0	4	4	0	5	5
<i>Master of Education Islamic Education Curricula &amp; Instruction</i>	0	0	0	1	1	2
<i>Postgraduate Professional Diploma in Teaching</i>	25	110	135	25	107	132
<b>Total</b>	<b>74</b>	<b>185</b>	<b>259</b>	<b>87</b>	<b>188</b>	<b>275</b>

\*The # of graduates for the whole academic year.

\*\* The # of graduates for the Fall & Spring semesters



### Graduate Students by Major and Gender (Abu Dhabi Campus)



## Students' Achievement

### Number of Students According to the Achievement Level and Gender Al Ain Campus

Grade *	2018-2019 (Bachelor)						2018-2019 (Master)					
	M	%	F	%	Total	%	M	%	F	%	Total	%
<i>Excellent</i>	12	4.5	64	9.9	76	8.3	1	5.9	3	11.1	4	9.1
<i>Very Good</i>	37	13.8	160	24.7	197	21.5	3	17.6	10	37.0	13	29.5
<i>Good</i>	53	19.8	137	21.2	190	20.8	8	47.1	8	29.6	16	36.4
<i>Satisfactory</i>	70	26.1	184	28.4	254	27.8						
<i>Unsatisfactory</i>	96	35.8	102	15.8	198	21.6	5	29.4	6	22.2	11	25.0

Grade *	2019-2020 (Bachelor)						2019-2020 (Master)					
	M	%	F	%	Total	%	M	%	F	%	Total	%
<i>Excellent</i>	9	3.8	86	12.7	92	10.1	2	15.4	6	20.7	8	19.0
<i>Very Good</i>	43	18.1	171	25.3	210	23.0	4	30.8	10	34.5	14	33.3
<i>Good</i>	50	21.1	174	25.7	220	24.1	7	53.8	13	44.8	20	47.6
<i>Satisfactory</i>	70	29.5	163	24.1	229	25.1						
<i>Unsatisfactory</i>	65	27.4	82	12.1	144	15.8						

Grade *	2020-2021 (Bachelor)						2020-2021 (Master)					
	M	%	F	%	Total	%	M	%	F	%	Total	%
<i>Excellent</i>	8	3.4	89	14.1	74	9.6	8	25.0	9	17.3	17	20.2
<i>Very Good</i>	52	22.4	168	26.7	171	22.2	10	31.3	22	42.3	32	38.1
<i>Good</i>	56	24.1	183	29.1	227	29.4	8	25.0	12	23.1	20	23.8
<i>Satisfactory</i>	73	31.5	141	22.4	210	27.2	1	3.1	2	3.8	3	3.6
<i>Unsatisfactory</i>	38	16.4	44	7.0	80	10.4						
<i>No GPA*</i>	5	2.2	4	0.6	9	1.2	5	15.6	7	13.5	12	14.3

## Number of Students According to the Achievement Level and Gender Al Ain Campus

Grade *	2021-2022 (Bachelor)						2021-2022 (Master)					
	M	%	F	%	Total	%	M	%	F	%	Total	%
<b>Excellent</b>	25	6.3	410	17.4	435	15.8	11	39.3	19	27.9	30	31.3
<b>Very Good</b>	129	32.3	1034	43.9	1163	42.2	10	35.7	39	57.4	49	51.0
<b>Good</b>	116	29.0	697	29.6	813	29.5	6	21.4	6	8.8	12	12.5
<b>Satisfactory</b>	71	17.8	142	6.0	213	7.7						
<b>Unsatisfactory</b>	57	14.3	59	2.5	116	4.2						
<b>No GPA*</b>	2	0.5	11	0.5	13	0.5	1	3.6	4	5.9	5	5.2

Grade *	2022-2023 (Bachelor)						2022-2023 (Master)					
	M	%	F	%	Total	%	M	%	F	%	Total	%
<b>Excellent</b>	53	15.4	668	23.3	721	22.5	7	53.8	18	45.0	25	47.2
<b>Very Good</b>	89	25.8	1162	40.6	1251	39.0	3	23.1	14	35.0	17	32.1
<b>Good</b>	79	22.9	686	24.0	765	23.8	3	23.1	3	7.5	6	11.3
<b>Satisfactory</b>	71	20.6	241	8.4	312	9.7	0	0.0	1	2.5	1	1.9
<b>Unsatisfactory</b>	48	13.9	76	2.7	124	3.9						
<b>No GPA*</b>	5	1.4	31	1.1	36	1.1	0	0.0	4	10.0	4	7.5

\*No GPA- student enrolled and discontinued from AAU

## Number of Students According to the Achievement Level and Gender Abu Dhabi Campus

Grade	2018-2019 (Bachelor)						2018-2019 (Master)					
	M	%	F	%	Total	%	M	%	F	%	Total	%
<b>Excellent</b>	14	8.0	107	22.6	<b>121</b>	18.7	5	45.5	11	31.4	<b>16</b>	34.8
<b>Very Good</b>	30	17.2	167	35.2	<b>197</b>	30.4	3	27.3	11	31.4	<b>14</b>	30.4
<b>Good</b>	37	21.3	96	20.3	<b>133</b>	20.5	2	18.2	7	20.0	<b>9</b>	19.6
<b>Satisfactory</b>	48	27.6	69	14.6	<b>117</b>	18.1	1	9.1	6	17.1	<b>7</b>	15.2
<b>Unsatisfactory</b>	45	25.9	35	7.4	<b>80</b>	12.3						

Grade	2019-2020 (Bachelor)						2019-2020 (Master)					
	M	%	F	%	Total	%	M	%	F	%	Total	%
<b>Excellent</b>	12	4.8	122	23.5	134	17.4	7	58.3	14	41.2	21	45.7
<b>Very Good</b>	41	16.5	183	35.3	224	29.2	3	25.0	16	47.1	19	41.3
<b>Good</b>	75	30.1	108	20.8	183	23.8	1	8.3	4	11.8	5	10.9
<b>Satisfactory</b>	72	28.9	77	14.8	149	19.4	1	8.3	0	0.0	1	2.2
<b>Unsatisfactory</b>	49	19.7	29	5.6	78	10.2						
<b>No GPA*</b>												

Grade	2020-2021 (Bachelor)						2020-2021 (Master)					
	M	%	F	%	Total	%	M	%	F	%	Total	%
<b>Excellent</b>	26	7.2	130	22.8	<b>156</b>	16.8	5	50.0	12	34.3	<b>17</b>	37.8
<b>Very Good</b>	108	30.1	216	37.8	<b>324</b>	34.8	2	20.0	17	48.6	<b>19</b>	42.2
<b>Good</b>	130	36.2	123	21.5	<b>253</b>	27.2	1	10.0	4	11.4	<b>5</b>	11.1
<b>Satisfactory</b>	69	19.2	76	13.3	<b>145</b>	15.6	0	0.0	0	0.0	<b>0</b>	0.0
<b>Unsatisfactory</b>	25	7.0	26	4.6	<b>51</b>	5.5						
<b>No GPA*</b>	1	0.3	0	0.0	<b>1</b>	0.1	2	20.0	2	5.7	<b>4</b>	8.9

## Number of Students According to the Achievement Level and Gender Abu Dhabi Campus

Grade	2021-2022 (Bachelor)						2021-2022 (Master)					
	M	%	F	%	Total	%	M	%	F	%	Total	%
<b>Excellent</b>	12	2.6	96	16.6	<b>108</b>	10.5	1	50.0	3	30.0	<b>4</b>	33.3
<b>Very Good</b>	116	25.6	203	35.1	<b>319</b>	30.9	1	50.0	6	60.0	<b>7</b>	58.3
<b>Good</b>	180	39.7	152	26.3	<b>332</b>	32.2	0	0.0	1	10.0	<b>1</b>	8.3
<b>Satisfactory</b>	96	21.2	92	15.9	<b>188</b>	18.2						
<b>Unsatisfactory</b>	48	10.6	35	6.0	<b>83</b>	8.0						
<b>No GPA*</b>	1	0.2	1	0.2	<b>2</b>	0.2						

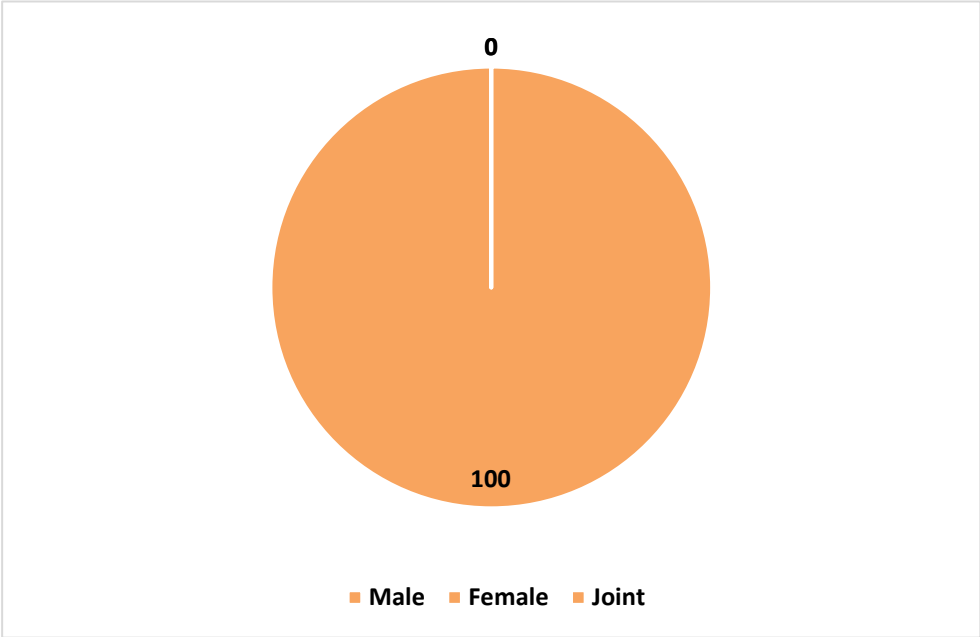
Grade	2022-2023 (Bachelor)						2022-2023 (Master)					
	M	%	F	%	Total	%	M	%	F	%	Total	%
<b>Excellent</b>	18	5.1	129	21.6	<b>147</b>	15.5	0	0.0	1	16.7	<b>1</b>	14.3
<b>Very Good</b>	92	26.2	214	35.9	<b>306</b>	32.3	1	100.0	4	66.7	<b>5</b>	71.4
<b>Good</b>	113	32.2	136	22.8	<b>249</b>	26.3	0	0.0	1	16.7	<b>1</b>	14.3
<b>Satisfactory</b>	99	28.2	84	14.1	<b>183</b>	19.3	0	0.0	0	0.0	<b>0</b>	0.0
<b>Unsatisfactory</b>	26	7.4	30	5.0	<b>56</b>	5.9						
<b>No GPA*</b>	3	0.9	3	0.5	<b>6</b>	0.6	0	0.0	0	0.0	<b>0</b>	0.0

\*No GPA- student enrolled and discontinued from AAU

## Number of Sections Offered

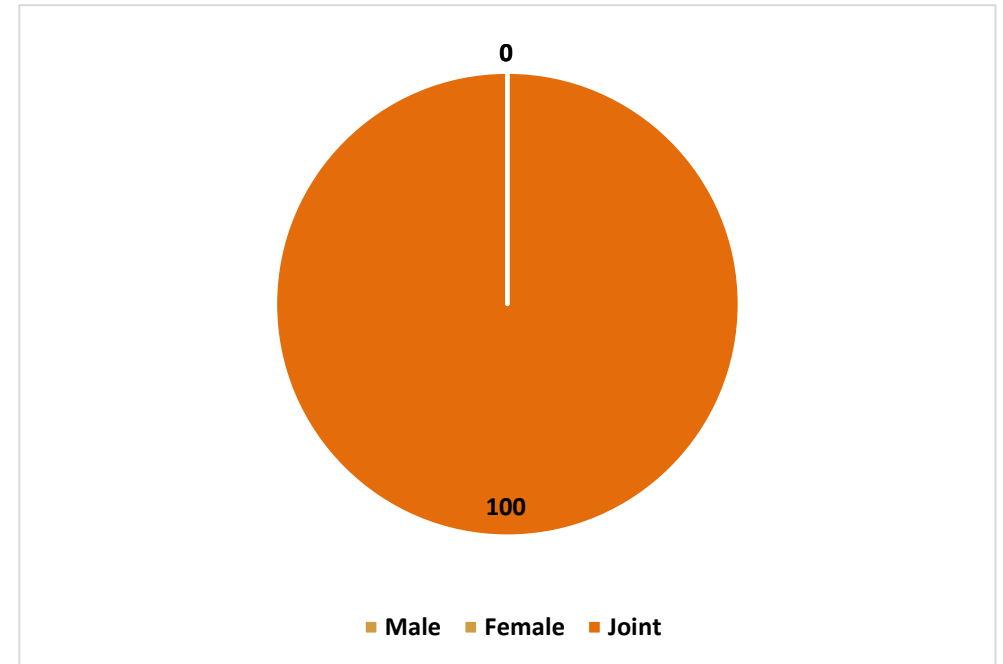
### Number of Sections Offered Al Ain Campus (2022-2023)

	<i>Number of Sections</i>	<i>%</i>
<i>Male</i>	0	0
<i>Female</i>	0	0
<i>Joint</i>	403	100



## Number of Sections Offered Abu Dhabi Campus (2022-2023)

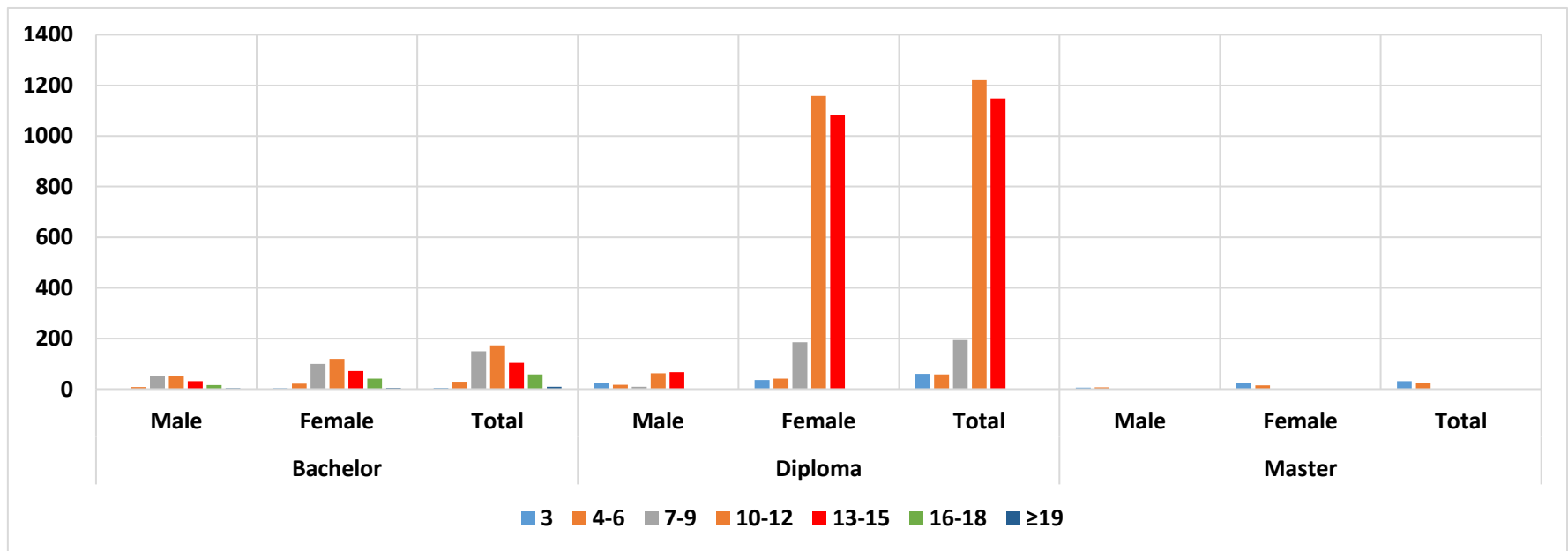
	Number of Sections	%
<i>Male</i>	0	0
<i>Female</i>	0	0
<i>Joint</i>	149	100



## Credit Hours Registered

### Distribution of Students by Credit Hours Registered in the College Al Ain Campus (2022-2023)

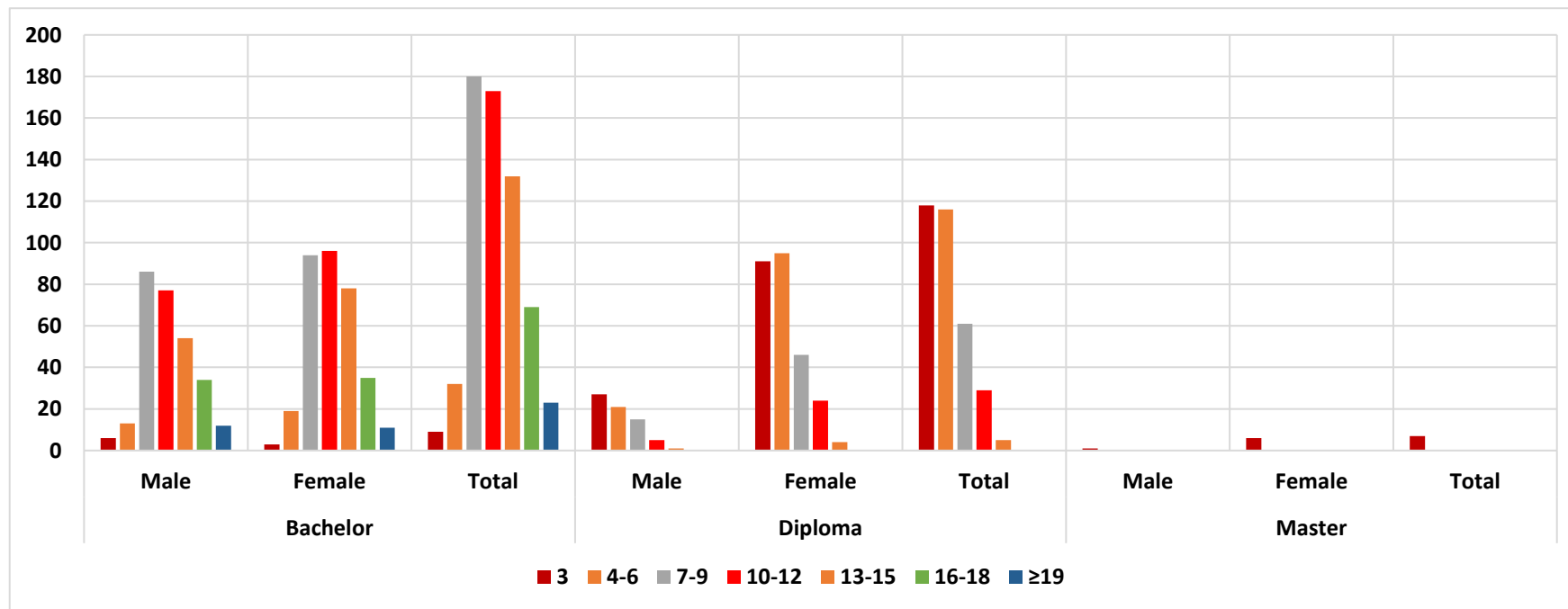
Credit Hours	Bachelor					Diploma					Master				
	Male	%	Female	%	Total	Male	%	Female	%	Total	Male	%	Female	%	Total
<b>3</b>	1	0.61	4	1.10	<b>5</b>	24	13.3	36	1.4	<b>60</b>	6	46.2	25	62.5	<b>31</b>
<b>4-6</b>	8	4.8	21	5.8	<b>29</b>	17	9.4	41	1.6	<b>58</b>	7	53.8	15	37.5	<b>22</b>
<b>7-9</b>	51	30.9	99	27.3	<b>150</b>	9	5.0	185	7.4	<b>194</b>	0	0.0	0	0.0	<b>0</b>
<b>10-12</b>	53	32.1	120	33.1	<b>173</b>	63	35.0	1158	46.3	<b>1221</b>	0	0.0	0	0.0	<b>0</b>
<b>13-15</b>	32	19.4	72	19.8	<b>104</b>	67	37.2	1081	43.2	<b>1148</b>	0	0.0	0	0.0	<b>0</b>
<b>16-18</b>	16	9.7	42	11.6	<b>58</b>	0	0.0	0	0.0	<b>0</b>	0	0.0	0	0.0	<b>0</b>
<b>≥19</b>	4	2.4	5	1.4	<b>9</b>	0	0.0	0	0.0	<b>0</b>	0	0.0	0	0.0	<b>0</b>





## Distribution of Students by Credit Hours Registered in the College Abu Dhabi Campus (2022-2023)

Credit Hours	Bachelor					Diploma					Master				
	Male	%	Female	%	Total	Male	%	Female	%	Total	Male	%	Female	%	Total
3	6	2.13	3	0.9	9	27	39.1	91	35.0	118	1	100.0	6	100.0	7
4-6	13	4.6	19	5.7	32	21	30.4	95	36.5	116	0	0.0	0	0.0	0
7-9	86	30.5	94	28.0	180	15	21.7	46	17.7	61	0	0.0	0	0.0	0
10-12	77	27.3	96	28.6	173	5	7.2	24	9.2	29	0	0.0	0	0.0	0
13-15	54	19.1	78	23.2	132	1	1.4	4	1.5	5	0	0.0	0	0.0	0
16-18	34	12.1	35	10.4	69	0	0.0	0	0.0	0	0	0.0	0	0.0	0
≥19	12	4.3	11	3.3	23	0	0.0	0	0.0	0	0	0.0	0	0.0	0



# 5. College of Business

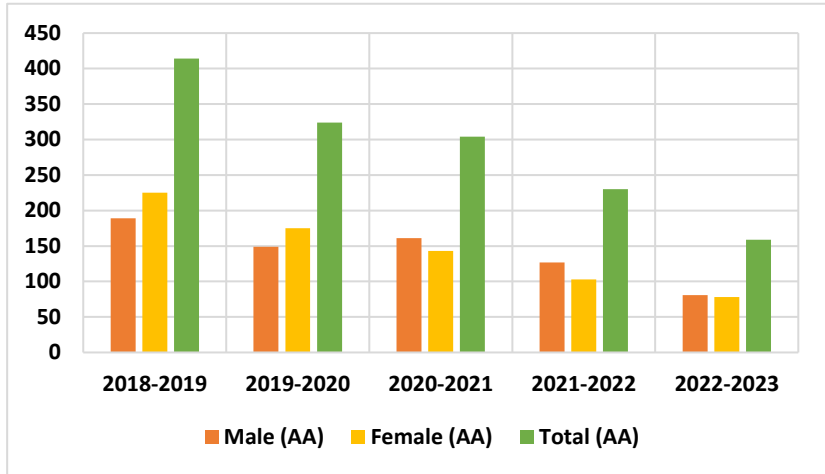
**College of Business**

<b>Students' Enrollment</b>	<b>139</b>
<b>New Enrolled Students</b>	<b>144</b>
<b>Graduates</b>	<b>147</b>
<b>Students' Achievement</b>	<b>150</b>
<b>Number of Sections Offered</b>	<b>154</b>
<b>Credit Hours Registered</b>	<b>156</b>

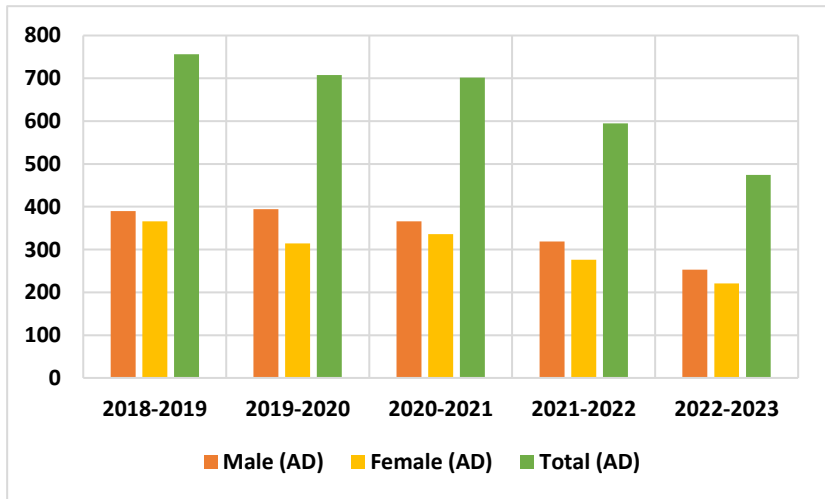
# Students' Enrollment

## Students' Enrollment by Year and Gender

Al Ain Campus			
	Male	Female	Total
2018-2019	189	225	414
2019-2020	149	175	324
2020-2021	161	143	304
2021-2022	127	103	230
2022-2023	81	78	159

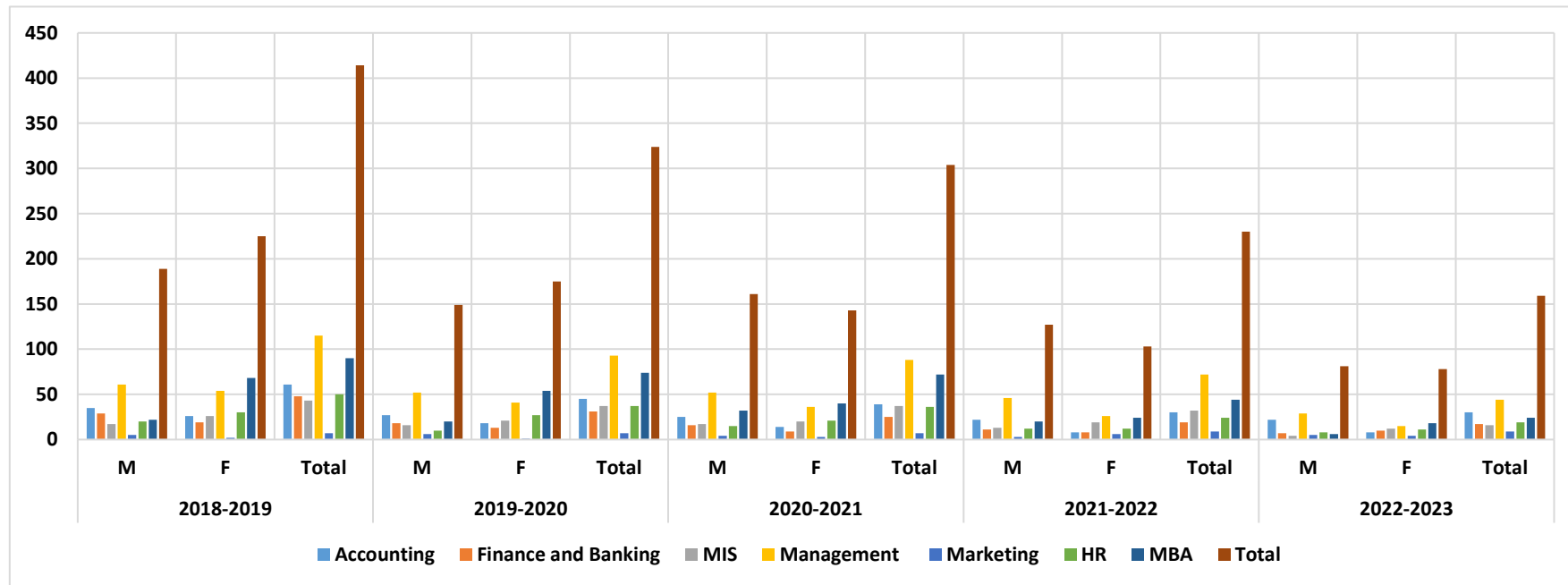


Abu Dhabi Campus			
	Male	Female	Total
2018-2019	390	366	756
2019-2020	394	314	708
2020-2021	366	336	702
2021-2022	319	276	595
2022-2023	253	221	474



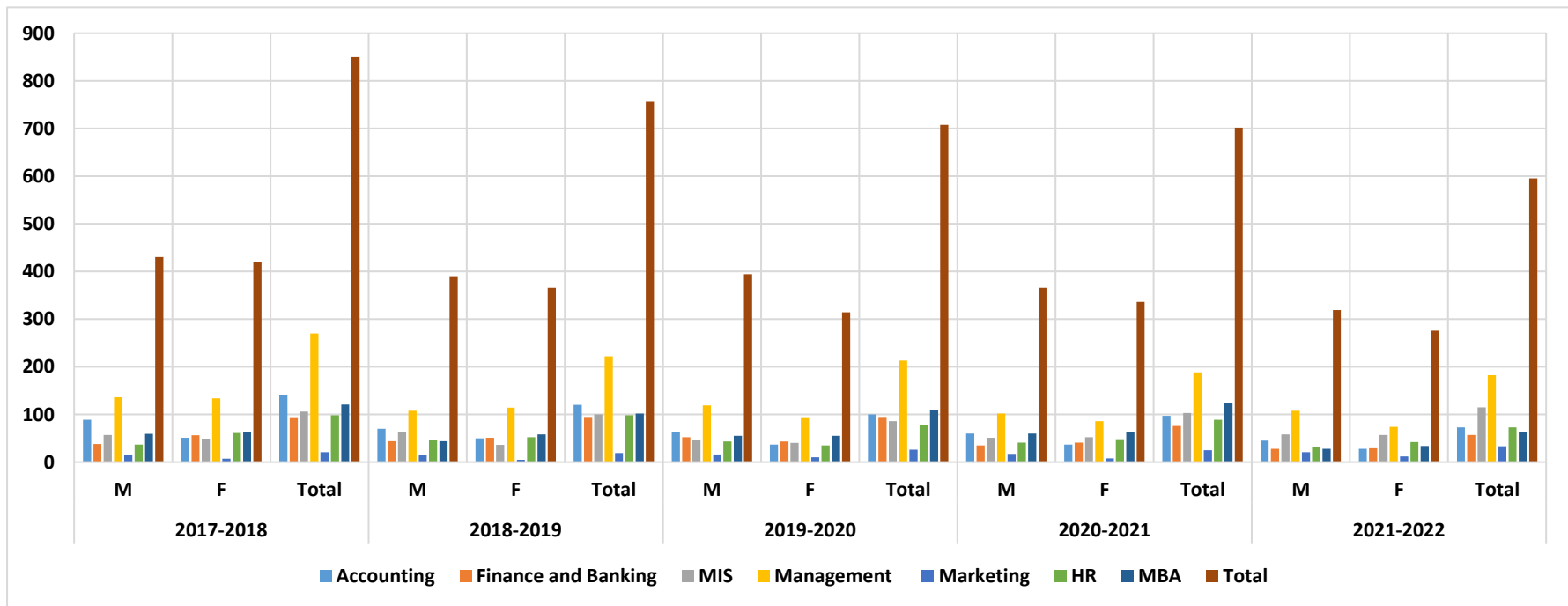
## Students' Enrollment by Major and Gender Al Ain Campus

	2018-2019			2019-2020			2020-2021			2021-2022			2022-2023		
	M	F	Total	M	F	Total	M	F	Total	M	F	Total	M	F	Total
<b>Accounting</b>	35	26	<b>61</b>	27	18	<b>45</b>	25	14	<b>39</b>	22	8	<b>30</b>	22	8	<b>30</b>
<b>Finance and Banking</b>	29	19	<b>48</b>	18	13	<b>31</b>	16	9	<b>25</b>	11	8	<b>19</b>	7	10	<b>17</b>
<b>MIS</b>	17	26	<b>43</b>	16	21	<b>37</b>	17	20	<b>37</b>	13	19	<b>32</b>	4	12	<b>16</b>
<b>Management</b>	61	54	<b>115</b>	52	41	<b>93</b>	52	36	<b>88</b>	46	26	<b>72</b>	29	15	<b>44</b>
<b>Marketing</b>	5	2	<b>7</b>	6	1	<b>7</b>	4	3	<b>7</b>	3	6	<b>9</b>	5	4	<b>9</b>
<b>HR</b>	20	30	<b>50</b>	10	27	<b>37</b>	15	21	<b>36</b>	12	12	<b>24</b>	8	11	<b>19</b>
<b>MBA</b>	22	68	<b>90</b>	20	54	<b>74</b>	32	40	<b>72</b>	20	24	<b>44</b>	6	18	<b>24</b>
<b>Total</b>	<b>189</b>	<b>225</b>	<b>414</b>	<b>149</b>	<b>175</b>	<b>324</b>	<b>161</b>	<b>143</b>	<b>304</b>	<b>127</b>	<b>103</b>	<b>230</b>	<b>81</b>	<b>78</b>	<b>159</b>



## Students' Enrollment by Major and Gender Abu Dhabi Campus

	2018-2019			2019-2020			2020-2021			2021-2022			2022-2023		
	M	F	Total	M	F	Total	M	F	Total	M	F	Total	M	F	Total
<b>Accounting</b>	70	50	120	63	37	100	60	37	97	45	28	73	34	21	55
<b>Finance and Banking</b>	44	51	95	52	43	95	35	41	76	28	29	57	21	25	46
<b>MIS</b>	64	36	100	46	40	86	51	52	103	58	57	115	46	50	96
<b>Management</b>	108	114	222	119	94	213	102	86	188	108	74	182	86	52	138
<b>Marketing</b>	14	5	19	16	10	26	17	8	25	21	12	33	27	11	38
<b>HR</b>	46	52	98	43	35	78	41	48	89	31	42	73	30	35	65
<b>MBA</b>	44	58	102	55	55	110	60	64	124	28	34	62	9	27	36
<b>Total</b>	<b>390</b>	<b>366</b>	<b>756</b>	<b>394</b>	<b>314</b>	<b>708</b>	<b>366</b>	<b>336</b>	<b>702</b>	<b>319</b>	<b>276</b>	<b>595</b>	<b>253</b>	<b>221</b>	<b>474</b>



## Students' Enrollment by Nationality and Gender Al Ain Campus

	2018-2019						2019-2020						2020-2021					
	M	%	F	%	Total	%	M	%	F	%	Total	%	M	%	F	%	Total	%
<b>UAE</b>	67	35.4	131	58.2	198	47.8	58	38.9	112	64.0	170	52.5	71	44.1	98	68.5	169	55.6
<b>GCC *</b>	5	2.6	6	2.7	11	2.7	2	1.3	5	2.9	7	2.2	4	2.5	3	2.1	7	2.3
<b>Others</b>	117	61.9	88	39.1	205	49.5	89	59.7	58	33.1	147	45.4	86	53.4	42	29.4	128	42.1
<b>Total</b>	<b>189</b>	<b>100</b>	<b>225</b>	<b>100</b>	<b>414</b>	<b>100</b>	<b>149</b>	<b>100</b>	<b>175</b>	<b>100</b>	<b>324</b>	<b>100</b>	<b>161</b>	<b>100</b>	<b>143</b>	<b>100</b>	<b>304</b>	<b>100</b>

	2021-2022						2022-2023					
	M	%	F	%	Total	%	M	%	F	%	Total	%
<b>UAE</b>	60	47.2	66	64.1	126	54.8	33	40.7	41	52.6	74	46.5
<b>GCC *</b>	1	0.8	3	2.9	4	1.7	0	0.0	4	5.1	4	2.5
<b>Others</b>	66	52.0	34	33.0	100	43.5	48	59.3	33	42.3	81	50.9
<b>Total</b>	<b>127</b>	<b>100</b>	<b>103</b>	<b>100</b>	<b>230</b>	<b>100</b>	<b>81</b>	<b>100</b>	<b>78</b>	<b>100</b>	<b>159</b>	<b>100</b>

\* GCC: Gulf Cooperation Council

## Students' Enrollment by Nationality and Gender Abu Dhabi Campus

	2018-2019						2019-2020						2020-2021					
	M	%	F	%	Total	%	M	%	F	%	Total	%	M	%	F	%	Total	%
<b>UAE</b>	226	57.9	222	60.7	<b>448</b>	59.3	241	61.2	199	63.4	440	62.1	244	66.7	236	70.2	480	68.4
<b>GCC *</b>	4	1.0	8	2.2	<b>12</b>	1.6	1	0.3	2	0.6	3	0.4	3	0.8	3	0.9	6	0.9
<b>Others</b>	160	41.0	136	37.2	<b>296</b>	39.2	152	38.6	113	36.0	265	37.4	119	32.5	97	28.9	216	30.8
<b>Total</b>	<b>390</b>	<b>100</b>	<b>366</b>	<b>100</b>	<b>756</b>	<b>100</b>	<b>394</b>	<b>100</b>	<b>314</b>	<b>100</b>	<b>708</b>	<b>100</b>	<b>366</b>	<b>100</b>	<b>336</b>	<b>100</b>	<b>702</b>	<b>100</b>

	2021-2022						2022-2023					
	M	%	F	%	Total	%	M	%	F	%	Total	%
<b>UAE</b>	209	65.5	192	69.6	401	67.4	150	59.3	142	64.3	292	61.6
<b>GCC *</b>	3	0.9	5	1.8	8	1.3	3	1.2	4	1.8	7	1.5
<b>Others</b>	107	33.5	79	28.6	186	31.3	100	39.5	75	33.9	175	36.9
<b>Total</b>	<b>319</b>	<b>100</b>	<b>276</b>	<b>100</b>	<b>595</b>	<b>100</b>	<b>253</b>	<b>100</b>	<b>221</b>	<b>100</b>	<b>474</b>	<b>100</b>

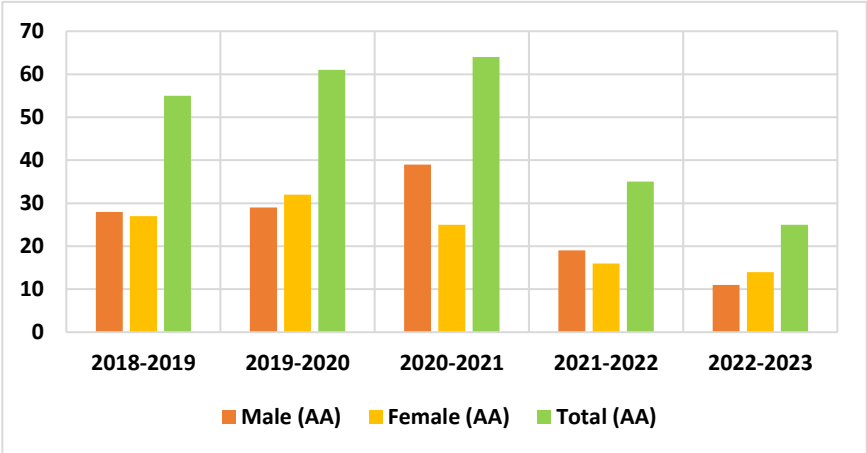
\* GCC: Gulf Cooperation Council



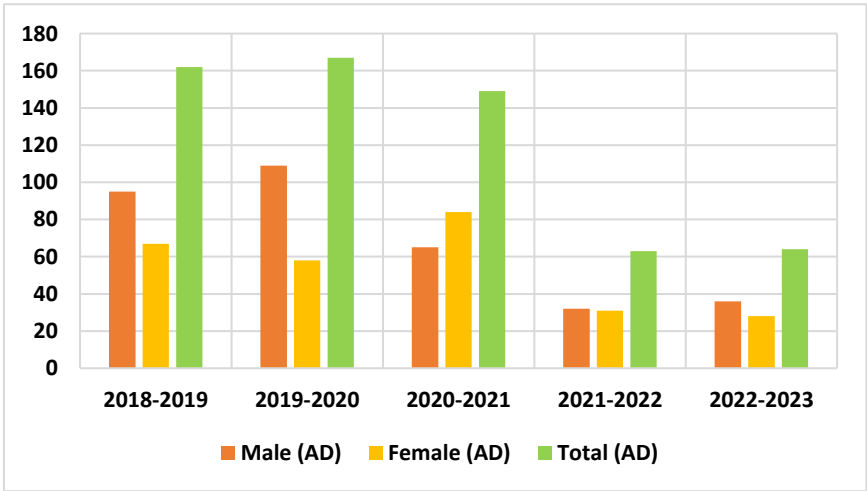
# New Enrolled Students

## New Enrolled Students by Year and Gender

<b>Al Ain Campus</b>			
	<i>Male</i>	<i>Female</i>	<i>Total</i>
<b>2018-2019</b>	28	27	<b>55</b>
<b>2019-2020</b>	29	32	<b>61</b>
<b>2020-2021</b>	39	25	<b>64</b>
<b>2021-2022</b>	19	16	<b>35</b>
<b>2022-2023</b>	11	14	<b>25</b>

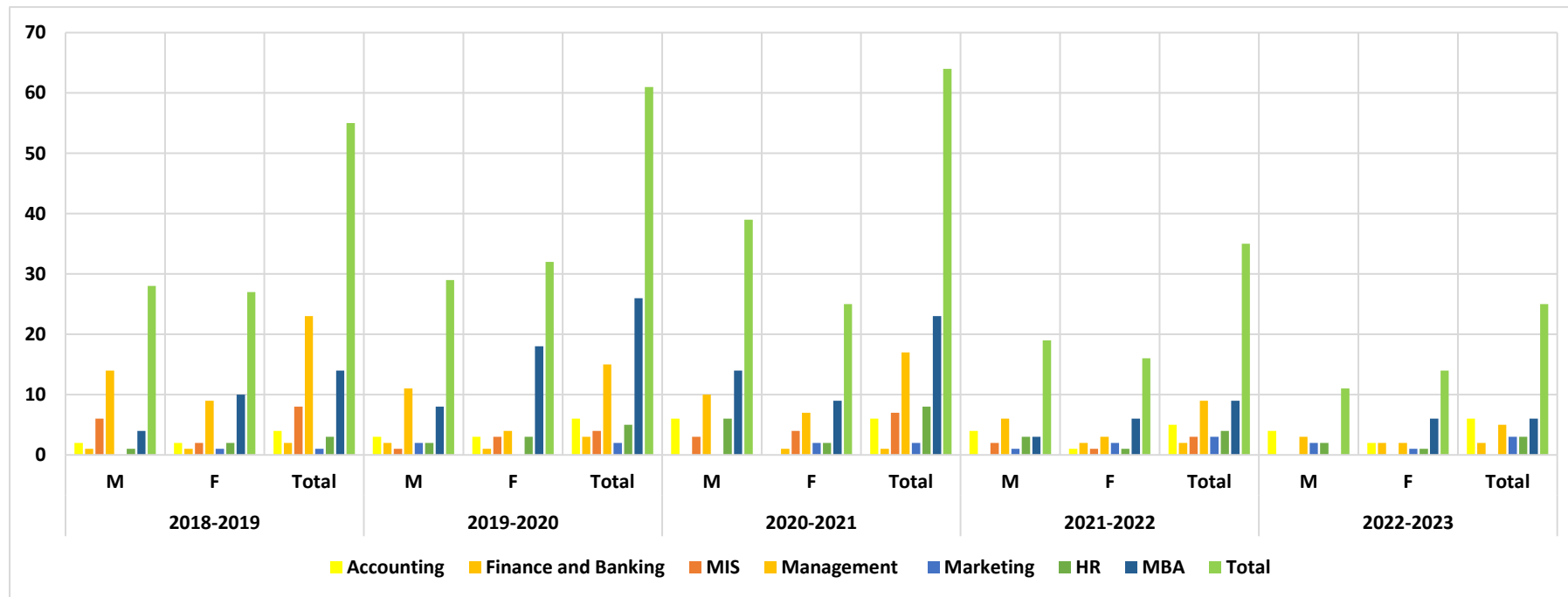


<b>Abu Dhabi Campus</b>			
	<i>Male</i>	<i>Female</i>	<i>Total</i>
<b>2018-2019</b>	95	67	<b>162</b>
<b>2019-2020</b>	109	58	<b>167</b>
<b>2020-2021</b>	65	84	<b>149</b>
<b>2021-2022</b>	32	31	<b>63</b>
<b>2022-2023</b>	36	28	<b>64</b>



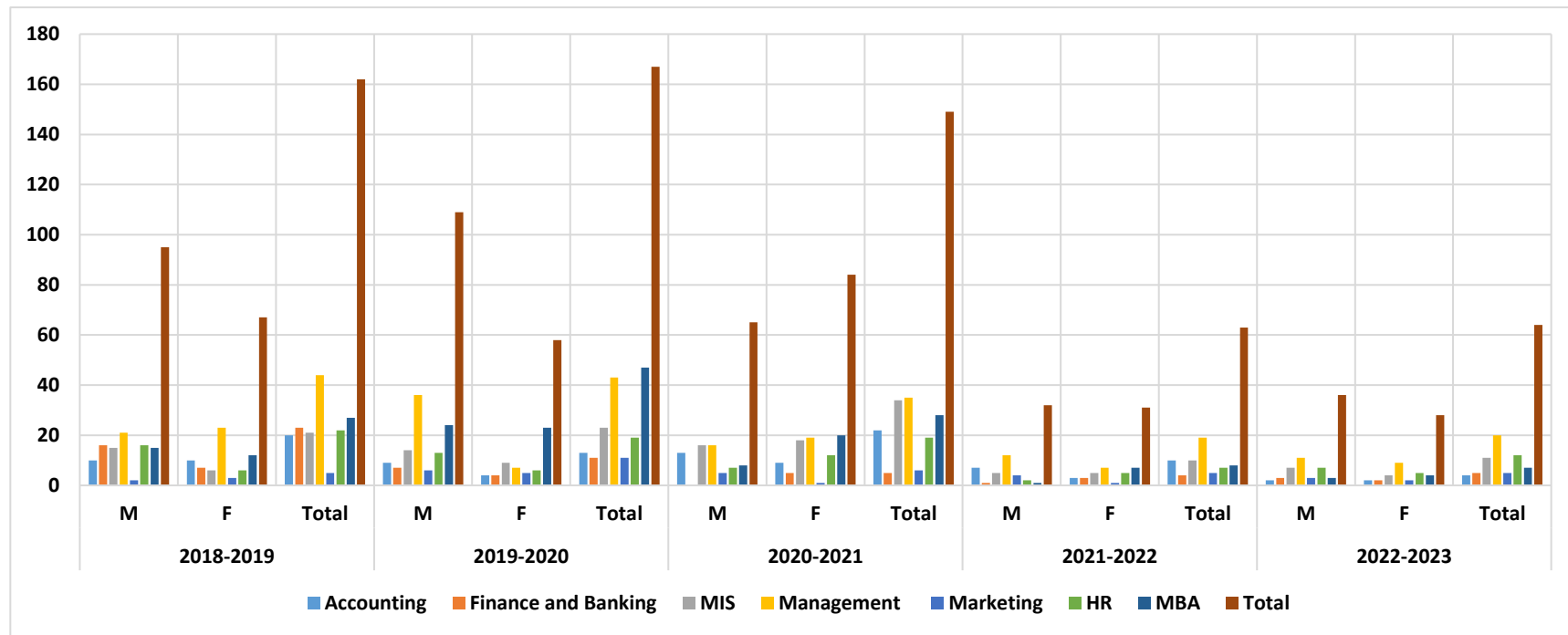
## New Enrolled Students by Major and Gender Al Ain Campus

	2018-2019			2019-2020			2020-2021			2021-2022			2022-2023		
	M	F	Total	M	F	Total	M	F	Total	M	F	Total	M	F	Total
<b>Accounting</b>	2	2	4	3	3	6	6	0	6	4	1	5	4	2	6
<b>Finance and Banking</b>	1	1	2	2	1	3	0	1	1	0	2	2	0	2	2
<b>MIS</b>	6	2	8	1	3	4	3	4	7	2	1	3	0	0	0
<b>Management</b>	14	9	23	11	4	15	10	7	17	6	3	9	3	2	5
<b>Marketing</b>	0	1	1	2	0	2	0	2	2	1	2	3	2	1	3
<b>HR</b>	1	2	3	2	3	5	6	2	8	3	1	4	2	1	3
<b>MBA</b>	4	10	14	8	18	26	14	9	23	3	6	9	0	6	6
<b>Total</b>	<b>28</b>	<b>27</b>	<b>55</b>	<b>29</b>	<b>32</b>	<b>61</b>	<b>39</b>	<b>25</b>	<b>64</b>	<b>19</b>	<b>16</b>	<b>35</b>	<b>11</b>	<b>14</b>	<b>25</b>



## New Enrolled Students by Major and Gender Abu Dhabi Campus

	2018-2019			2019-2020			2020-2021			2021-2022			2022-2023		
	M	F	Total	M	F	Total	M	F	Total	M	F	Total	M	F	Total
<b>Accounting</b>	10	10	<b>20</b>	9	4	<b>13</b>	13	9	<b>22</b>	7	3	<b>10</b>	2	2	<b>4</b>
<b>Finance and Banking</b>	16	7	<b>23</b>	7	4	<b>11</b>	0	5	<b>5</b>	1	3	<b>4</b>	3	2	<b>5</b>
<b>MIS</b>	15	6	<b>21</b>	14	9	<b>23</b>	16	18	<b>34</b>	5	5	<b>10</b>	7	4	<b>11</b>
<b>Management</b>	21	23	<b>44</b>	36	7	<b>43</b>	16	19	<b>35</b>	12	7	<b>19</b>	11	9	<b>20</b>
<b>Marketing</b>	2	3	<b>5</b>	6	5	<b>11</b>	5	1	<b>6</b>	4	1	<b>5</b>	3	2	<b>5</b>
<b>HR</b>	16	6	<b>22</b>	13	6	<b>19</b>	7	12	<b>19</b>	2	5	<b>7</b>	7	5	<b>12</b>
<b>MBA</b>	15	12	<b>27</b>	24	23	<b>47</b>	8	20	<b>28</b>	1	7	<b>8</b>	3	4	<b>7</b>
<b>Total</b>	<b>95</b>	<b>67</b>	<b>162</b>	<b>109</b>	<b>58</b>	<b>167</b>	<b>65</b>	<b>84</b>	<b>149</b>	<b>32</b>	<b>31</b>	<b>63</b>	<b>36</b>	<b>28</b>	<b>64</b>

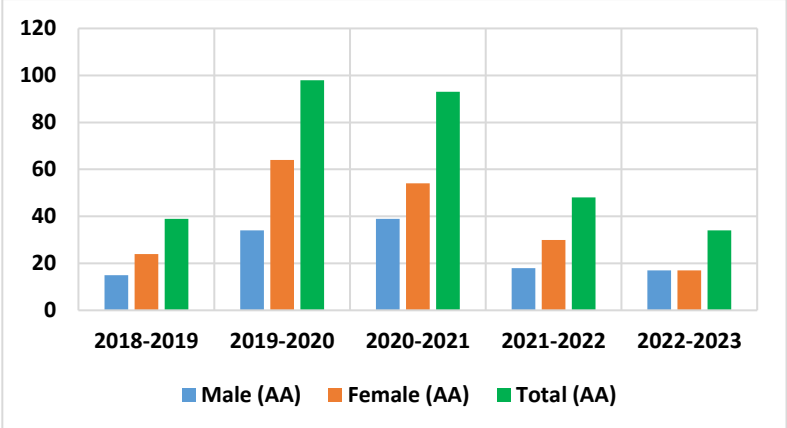


# Graduates

## Graduates by Year and Gender

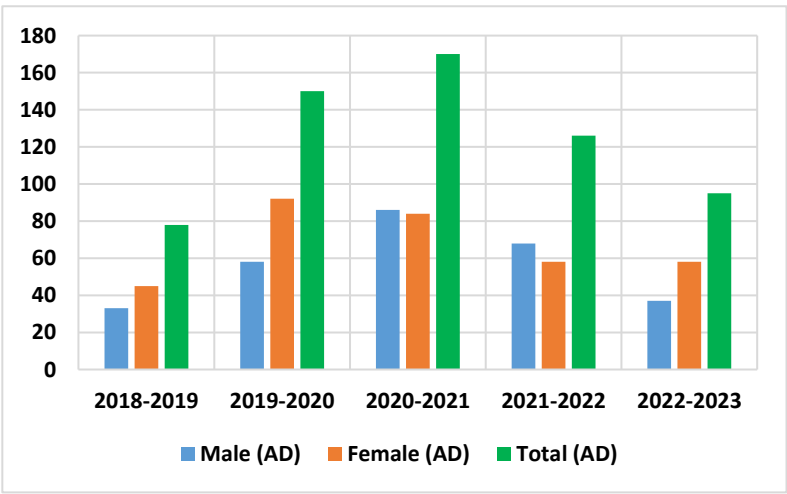
Al Ain Campus			
	Male	Female	Total
<b>2018-2019</b>	15	24	<b>39</b>
<b>2019-2020*</b>	34	64	<b>98</b>
<b>2020-2021*</b>	39	54	<b>93</b>
<b>2021-2022**</b>	18	30	<b>48</b>
<b>2022-2023**</b>	17	17	<b>34</b>

\* The # of graduates for the whole academic year.  
 \*\* The # of graduates for the Fall & Spring semesters.



Abu Dhabi Campus			
	Male	Female	Total
<b>2018-2019</b>	33	45	<b>78</b>
<b>2019-2020*</b>	58	92	<b>150</b>
<b>2020-2021*</b>	86	84	<b>170</b>
<b>2021-2022**</b>	68	58	<b>126</b>
<b>2022-2023**</b>	37	58	<b>95</b>

\* The # of graduates for the whole academic year.  
 \*\* The # of graduates for the Fall & Spring semesters.

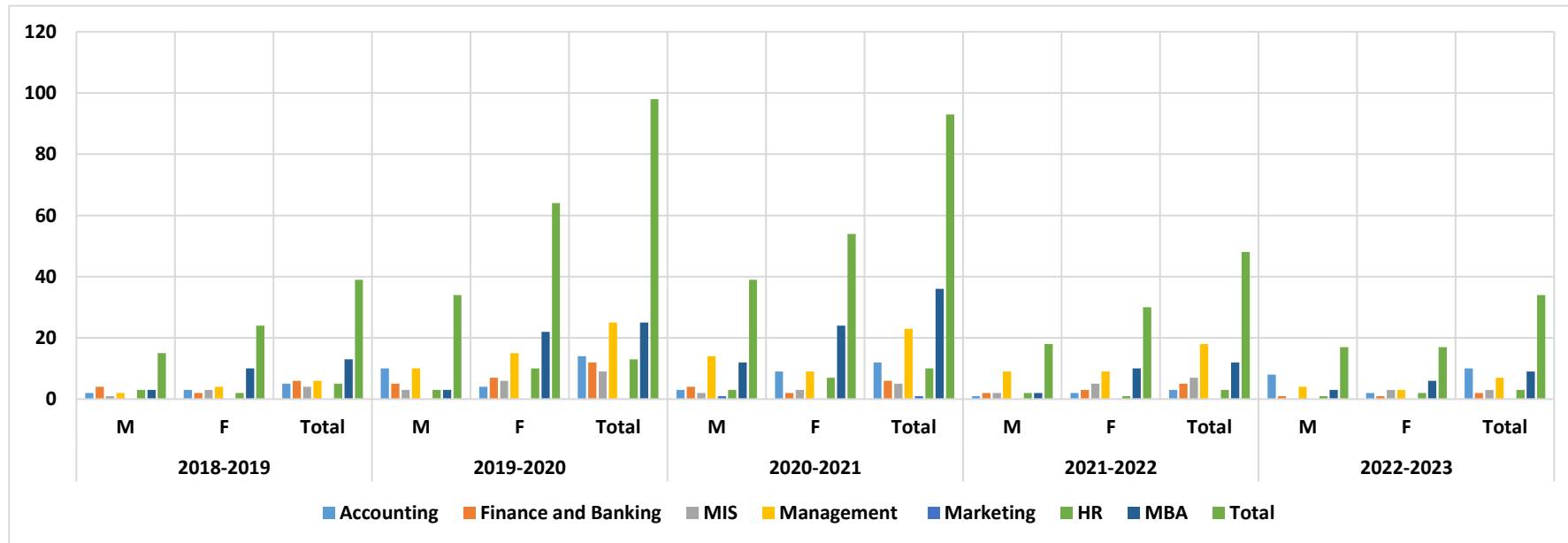


## Graduates by Major and Gender Al Ain Campus

	2018-2019			2019-2020*			2020-2021*			2021-2022**			2022-2023**		
	M	F	Total	M	F	Total	M	F	Total	M	F	Total	M	F	Total
<b>Accounting</b>	2	3	5	10	4	14	3	9	12	1	2	3	8	2	10
<b>Finance and Banking</b>	4	2	6	5	7	12	4	2	6	2	3	5	1	1	2
<b>MIS</b>	1	3	4	3	6	9	2	3	5	2	5	7	0	3	3
<b>Management</b>	2	4	6	10	15	25	14	9	23	9	9	18	4	3	7
<b>Marketing</b>	0	0	0	0	0	0	1	0	1	0	0	0	0	0	0
<b>HR</b>	3	2	5	3	10	13	3	7	10	2	1	3	1	2	3
<b>MBA</b>	3	10	13	3	22	25	12	24	36	2	10	12	3	6	9
<b>Total</b>	<b>15</b>	<b>24</b>	<b>39</b>	<b>34</b>	<b>64</b>	<b>98</b>	<b>39</b>	<b>54</b>	<b>93</b>	<b>18</b>	<b>30</b>	<b>48</b>	<b>17</b>	<b>17</b>	<b>34</b>

\* The # of graduates for the whole academic year.

\*\* The # of graduates for the Fall & Spring semesters.

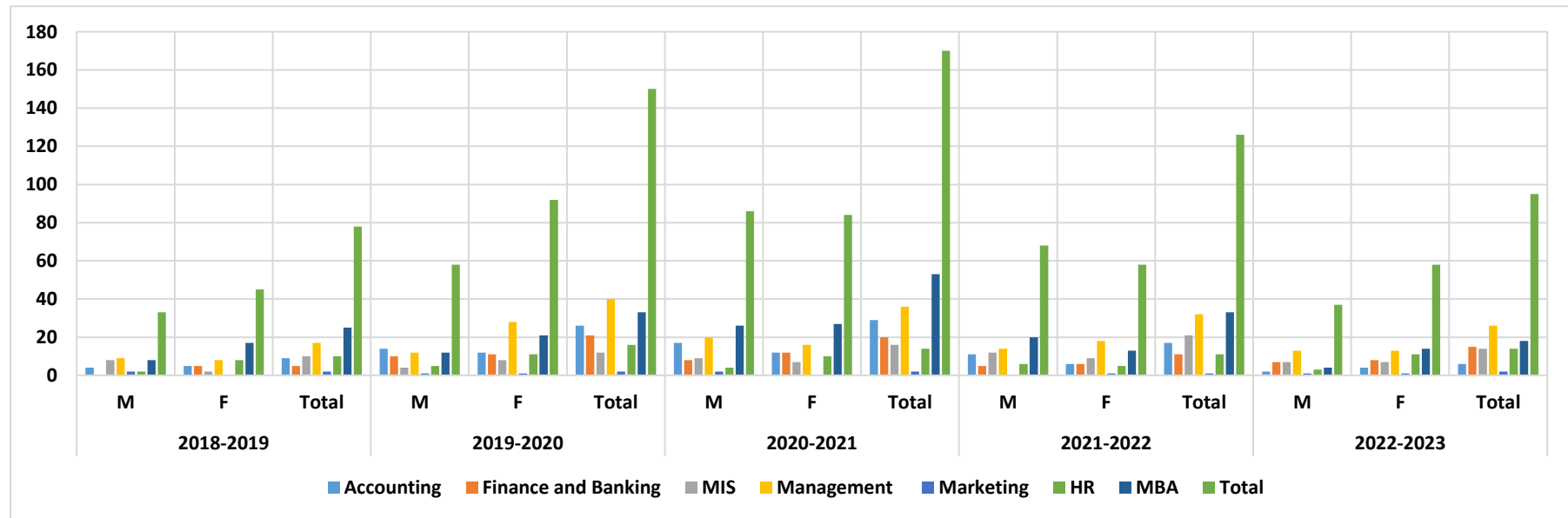


## Graduates by Major and Gender Abu Dhabi Campus

	2018-2019			2019-2020			2020-2021*			2021-2022**			2022-2023**		
	M	F	Total	M	F	Total	M	F	Total	M	F	Total	M	F	Total
<b>Accounting</b>	4	5	<b>9</b>	14	12	<b>26</b>	17	12	<b>29</b>	11	6	<b>17</b>	2	4	<b>6</b>
<b>Finance and Banking</b>	0	5	<b>5</b>	10	11	<b>21</b>	8	12	<b>20</b>	5	6	<b>11</b>	7	8	<b>15</b>
<b>MIS</b>	8	2	<b>10</b>	4	8	<b>12</b>	9	7	<b>16</b>	12	9	<b>21</b>	7	7	<b>14</b>
<b>Management</b>	9	8	<b>17</b>	12	28	<b>40</b>	20	16	<b>36</b>	14	18	<b>32</b>	13	13	<b>26</b>
<b>Marketing</b>	2	0	<b>2</b>	1	1	<b>2</b>	2	0	<b>2</b>	0	1	<b>1</b>	1	1	<b>2</b>
<b>HR</b>	2	8	<b>10</b>	5	11	<b>16</b>	4	10	<b>14</b>	6	5	<b>11</b>	3	11	<b>14</b>
<b>MBA</b>	8	17	<b>25</b>	12	21	<b>33</b>	26	27	<b>53</b>	20	13	<b>33</b>	4	14	<b>18</b>
<b>Total</b>	<b>33</b>	<b>45</b>	<b>78</b>	<b>58</b>	<b>92</b>	<b>150</b>	<b>86</b>	<b>84</b>	<b>170</b>	<b>68</b>	<b>58</b>	<b>126</b>	<b>37</b>	<b>58</b>	<b>95</b>

\*The # of graduates for the whole academic year

\*\* The # of graduates for the Fall & Spring semesters.



## Students' Achievement

### Number of Students According to the Achievement Level and Gender Al Ain Campus

Grade	2018-2019 (Bachelor)						2018-2019 (Master)					
	M	%	F	%	Total	%	M	%	F	%	Total	%
<i>Excellent</i>	5	3.1	14	9.0	<b>19</b>	6.0	3	14.3	8	11.9	<b>11</b>	12.5
<i>Very Good</i>	23	14.5	28	17.9	<b>51</b>	16.2	5	23.8	16	23.9	<b>21</b>	23.9
<i>Good</i>	25	15.7	36	23.1	<b>61</b>	19.4	6	28.6	23	34.3	<b>29</b>	33.0
<i>Satisfactory</i>	50	31.4	46	29.5	<b>96</b>	30.5						
<i>Unsatisfactory</i>	56	35.2	32	20.5	<b>88</b>	27.9	7	33.3	20	29.9	<b>27</b>	30.7

Grade	2019-2020 (Bachelor)						2019-2020 (Master)					
	M	%	F	%	Total	%	M	%	F	%	Total	%
<i>Excellent</i>	6	4.7	11	8.9	<b>17</b>	6.8	3	15.0	14	25.9	<b>17</b>	23.0
<i>Very Good</i>	20	15.7	25	20.3	<b>45</b>	18.0	4	20.0	15	27.8	<b>19</b>	25.7
<i>Good</i>	23	18.1	31	25.2	<b>54</b>	21.6	6	30.0	17	31.5	<b>23</b>	31.1
<i>Satisfactory</i>	40	31.5	37	30.1	<b>77</b>	30.8						
<i>Unsatisfactory</i>	38	29.9	19	15.4	<b>57</b>	22.8						

Grade	2020-2021 (Bachelor)						2020-2021 (Master)					
	M	%	F	%	Total	%	M	%	F	%	Total	%
<i>Excellent</i>	7	5.4	6	5.8	<b>13</b>	5.6	3	9.4	4	10.0	<b>7</b>	9.7
<i>Very Good</i>	21	16.3	31	30.1	<b>52</b>	22.4	5	15.6	18	45.0	<b>23</b>	31.9
<i>Good</i>	28	21.7	24	23.3	<b>52</b>	22.4	14	43.8	11	27.5	<b>25</b>	34.7
<i>Satisfactory</i>	36	27.9	32	31.1	<b>68</b>	29.3	7	21.9	3	7.5	<b>10</b>	13.9
<i>Unsatisfactory</i>	35	27.1	9	8.7	<b>44</b>	19.0						
<i>No GPA*</i>	2	1.6	1	1.0	<b>3</b>	1.3	3	9.4	4	10	<b>7</b>	9.7

\*No GPA- student enrolled and discontinued from AAU

## Number of Students According to the Achievement Level and Gender Al Ain Campus

Grade	2021-2022 (Bachelor)						2021-2022 (Master)					
	M	%	F	%	Total	%	M	%	F	%	Total	%
<b>Excellent</b>	5	4.7	4	5.1	<b>9</b>	4.8	2	10.0	2	8.3	<b>4</b>	40.0
<b>Very Good</b>	9	8.4	26	32.9	<b>35</b>	18.8	3	15.0	6	25.0	<b>9</b>	20.5
<b>Good</b>	19	17.8	14	17.7	<b>33</b>	17.7	3	15.0	7	29.2	<b>10</b>	22.7
<b>Satisfactory</b>	42	39.3	26	32.9	<b>68</b>	36.6	8	40.0	3	12.5	<b>11</b>	25.0
<b>Unsatisfactory</b>	32	29.9	9	11.4	<b>41</b>	22.0						
<b>No GPA*</b>							4	20.0	6	25	<b>10</b>	22.7

Grade	2022-2023 (Bachelor)						2022-2023 (Master)					
	M	%	F	%	Total	%	M	%	F	%	Total	%
<b>Excellent</b>	5	6.7	7	11.7	<b>12</b>	8.9	0	0.0	1	5.6	<b>1</b>	4.2
<b>Very Good</b>	7	9.3	11	18.3	<b>18</b>	13.3	1	16.7	2	11.1	<b>3</b>	12.5
<b>Good</b>	18	24.0	16	26.7	<b>34</b>	25.2	2	33.3	8	44.4	<b>10</b>	41.7
<b>Satisfactory</b>	22	29.3	13	21.7	<b>35</b>	25.9	2	33.3	2	11.1	<b>4</b>	16.7
<b>Unsatisfactory</b>	22	29.3	13	21.7	<b>35</b>	25.9						
<b>No GPA*</b>	1	1.3	0	0.0	<b>1</b>	7.4	1	16.7	5	27.8	<b>6</b>	25.0

\*No GPA- student enrolled and discontinued from AAU



## Number of Students According to the Achievement Level and Gender Abu Dhabi Campus

Grade	2018-2019 (Bachelor)						2018-2019 (Master)					
	M	%	F	%	Total	%	M	%	F	%	Total	%
<i>Excellent</i>	6	1.8	24	7.9	<b>30</b>	4.6	2	4.9	9	15.0	<b>11</b>	10.9
<i>Very Good</i>	30	8.8	66	21.6	<b>96</b>	14.9	10	24.4	13	21.7	<b>23</b>	22.8
<i>Good</i>	47	13.8	59	19.3	<b>106</b>	16.4	13	31.7	21	35.0	<b>34</b>	33.7
<i>Satisfactory</i>	107	31.4	86	28.2	<b>193</b>	29.9						
<i>Unsatisfactory</i>	151	44.3	70	23.0	<b>221</b>	34.2	16	39.0	17	28.3	<b>33</b>	32.7

Grade	2019-2020 (Bachelor)						2019-2020 (Master)					
	M	%	F	%	Total	%	M	%	F	%	Total	%
<i>Excellent</i>	10	3.0	29	11.2	<b>39</b>	6.5	7	12.7	11	20.0	<b>18</b>	16.4
<i>Very Good</i>	27	8.0	51	19.7	<b>78</b>	13.1	10	18.2	16	29.1	<b>26</b>	23.6
<i>Good</i>	60	17.8	45	17.4	<b>105</b>	17.6	17	30.9	20	36.4	<b>37</b>	33.6
<i>Satisfactory</i>	108	32.0	73	28.2	<b>181</b>	30.3						
<i>Unsatisfactory</i>	133	39.3	61	23.6	<b>194</b>	32.5						

Grade	2020-2021 (Bachelor)						2020-2021 (Master)					
	M	%	F	%	Total	%	M	%	F	%	Total	%
<i>Excellent</i>	8	2.6	28	10.3	<b>36</b>	6.2	10	16.7	6	9.4	<b>16</b>	12.9
<i>Very Good</i>	50	16.3	71	26.1	<b>121</b>	20.9	23	38.3	16	25.0	<b>39</b>	31.5
<i>Good</i>	83	27.1	76	27.9	<b>159</b>	27.5	15	25.0	17	26.6	<b>32</b>	25.8
<i>Satisfactory</i>	96	31.4	67	24.6	<b>163</b>	28.2	7	11.7	6	9.4	<b>13</b>	10.5
<i>Unsatisfactory</i>	68	22.2	29	10.7	<b>97</b>	16.8						
<i>No GPA*</i>	1	0.3	1	0.4	<b>2</b>	0.3	5	8.3	19	29.7	<b>24</b>	19.4

\*No GPA- student enrolled and discontinued from AAU

## Number of Students According to the Achievement Level and Gender Abu Dhabi Campus

Grade	2021-2022 (Bachelor)						2021-2022 (Master)					
	M	%	F	%	Total	%	M	%	F	%	Total	%
<b>Excellent</b>	9	3.1	16	6.6	<b>25</b>	4.7	4	14.3	2	5.9	<b>6</b>	9.7
<b>Very Good</b>	30	10.3	56	23.1	<b>86</b>	16.1	7	25.0	13	38.2	<b>20</b>	32.3
<b>Good</b>	69	23.7	69	28.5	<b>138</b>	25.9	13	46.4	10	29.4	<b>23</b>	37.1
<b>Satisfactory</b>	90	30.9	64	26.4	<b>154</b>	28.9	3	10.7	3	8.8	<b>6</b>	9.7
<b>Unsatisfactory</b>	93	32.0	37	15.3	<b>130</b>	24.4						
<b>No GPA*</b>							1	3.6	6	17.6	<b>7</b>	11.3

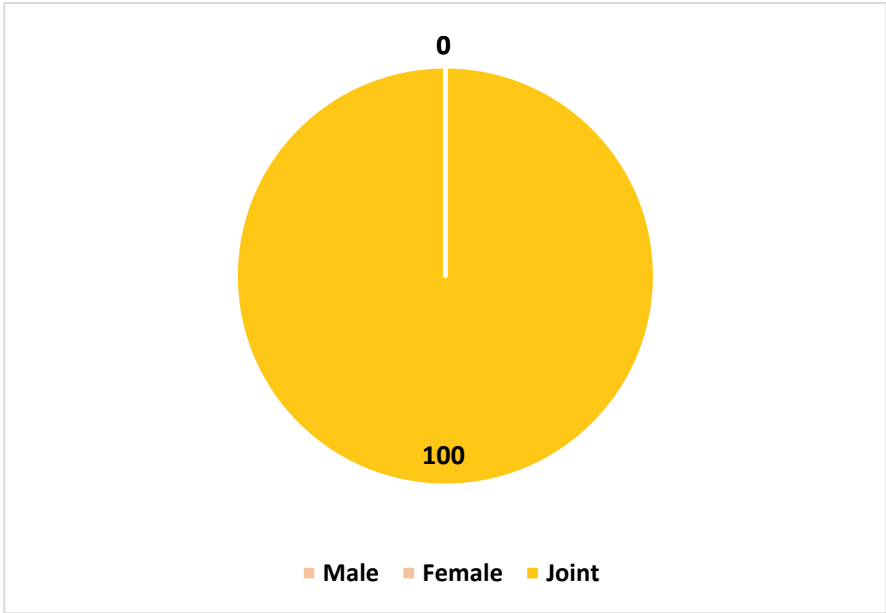
Grade	2022-2023 (Bachelor)						2022-2023 (Master)					
	M	%	F	%	Total	%	M	%	F	%	Total	%
<b>Excellent</b>	10	4.1	15	7.7	<b>25</b>	5.7	4	44.4	6	22.2	<b>10</b>	27.8
<b>Very Good</b>	23	9.4	35	18.0	<b>58</b>	13.2	2	22.2	7	25.9	<b>9</b>	25.0
<b>Good</b>	40	16.4	52	26.8	<b>92</b>	21.0	1	11.1	5	18.5	<b>6</b>	16.7
<b>Satisfactory</b>	70	28.7	60	30.9	<b>130</b>	29.7	0	0.0	4	14.8	<b>4</b>	11.1
<b>Unsatisfactory</b>	95	38.9	31	16.0	<b>126</b>	28.8						
<b>No GPA*</b>	6	2.5	1	0.5	<b>7</b>	1.6	2	22.2	5	18.5	<b>7</b>	19.4

\*No GPA- student enrolled and discontinued from AAU

## Number of Sections Offered

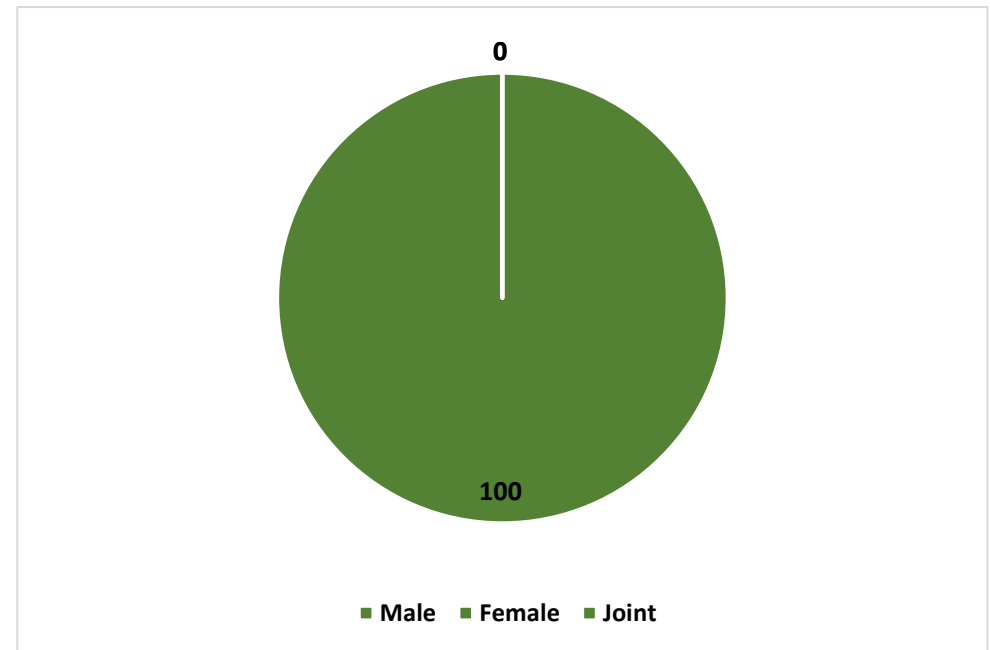
### Number of Sections Offered Al Ain Campus (2022 -2023)

	<i>Number of Sections</i>	<i>%</i>
<i>Male</i>	0	0
<i>Female</i>	0	0
<i>Joint</i>	66	100



## Number of Sections Offered Abu Dhabi Campus (2022-2023)

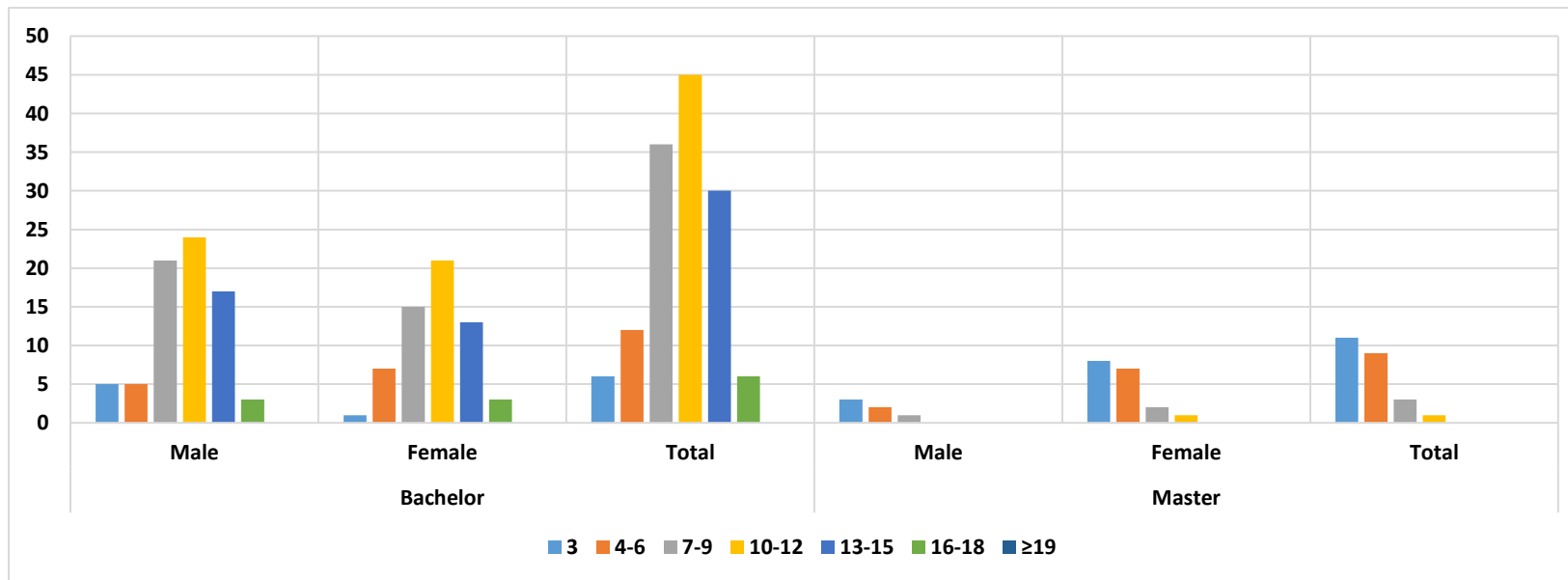
	<i>Number of Sections</i>	<i>%</i>
<i>Male</i>	0	0
<i>Female</i>	0	0
<i>Joint</i>	78	100



## Credit Hours Registered

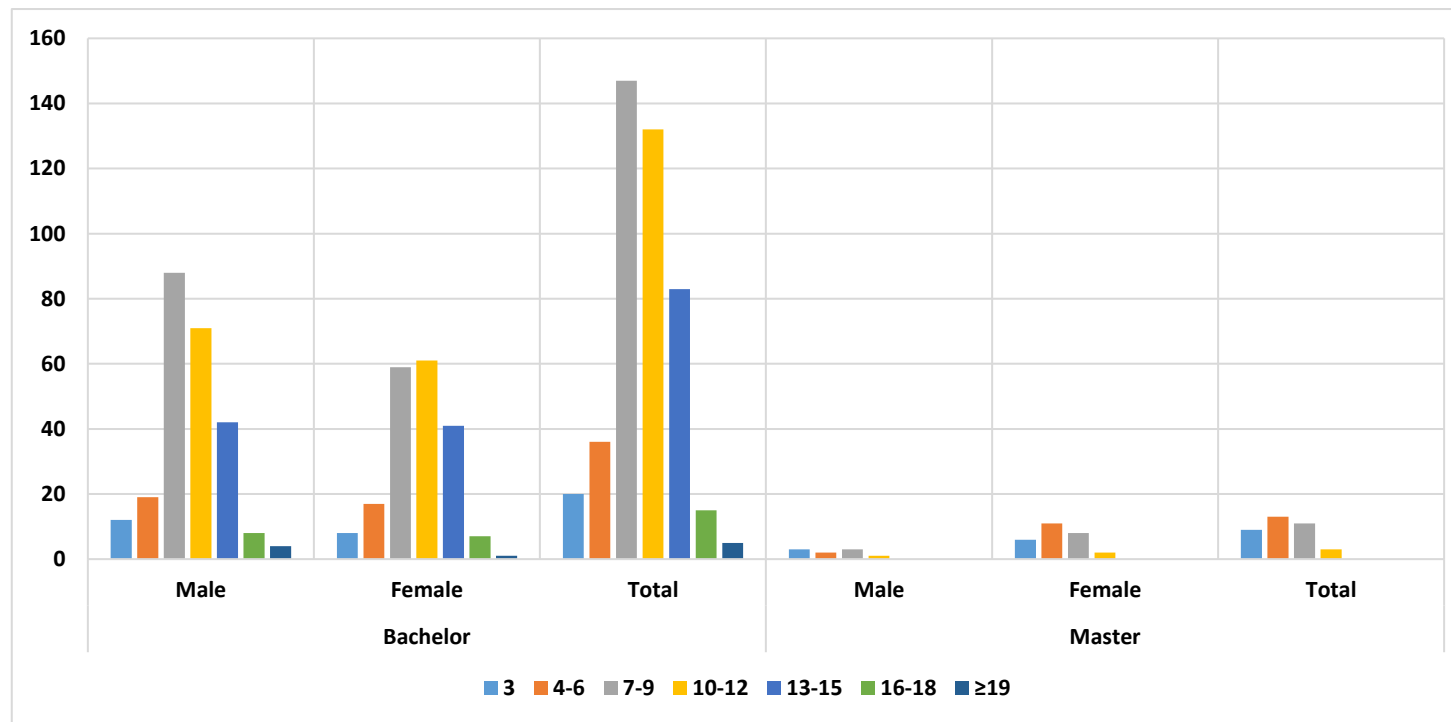
### Distribution of Students by Credit Hours Registered in the College Al Ain Campus (2022 -2023)

Credit Hours	Bachelor					Master				
	Male	%	Female	%	Total	Male	%	Female	%	Total
<b>3</b>	5	6.7	1	1.7	<b>6</b>	3	50.0	8	44.4	<b>11</b>
<b>4-6</b>	5	6.7	7	11.7	<b>12</b>	2	33.3	7	38.9	<b>9</b>
<b>7-9</b>	21	28.0	15	25.0	<b>36</b>	1	16.7	2	11.1	<b>3</b>
<b>10-12</b>	24	32.0	21	35.0	<b>45</b>	0	0.0	1	5.6	<b>1</b>
<b>13-15</b>	17	22.7	13	21.7	<b>30</b>	0	0.0	0	0.0	<b>0</b>
<b>16-18</b>	3	4.0	3	5.0	<b>6</b>	0	0.0	0	0.0	<b>0</b>
<b>≥ 19</b>	<b>0</b>	0.0	<b>0</b>	0.0	<b>0</b>	0	0.0	0	0.0	<b>0</b>



## Distribution of Students by Credit Hours Registered in the College Abu Dhabi Campus (2022-2023)

Credit Hours	Bachelor					Master				
	Male	%	Female	%	Total	Male	%	Female	%	Total
3	12	4.9	8	4.1	20	3	33.3	6	22.2	9
4-6	19	7.8	17	8.8	36	2	22.2	11	40.7	13
7-9	88	36.1	59	30.4	147	3	33.3	8	29.6	11
10-12	71	29.1	61	31.4	132	1	11.1	2	7.4	3
13-15	42	17.2	41	21.1	83	0	0.0	0	0.0	0
16-18	8	3.3	7	3.6	15	0	0.0	0	0.0	0
≥ 19	4	1.6	1	0.5	5	0	0.0	0	0.0	0



# **6. College of Communication and Media**

**College of Communication and Media**

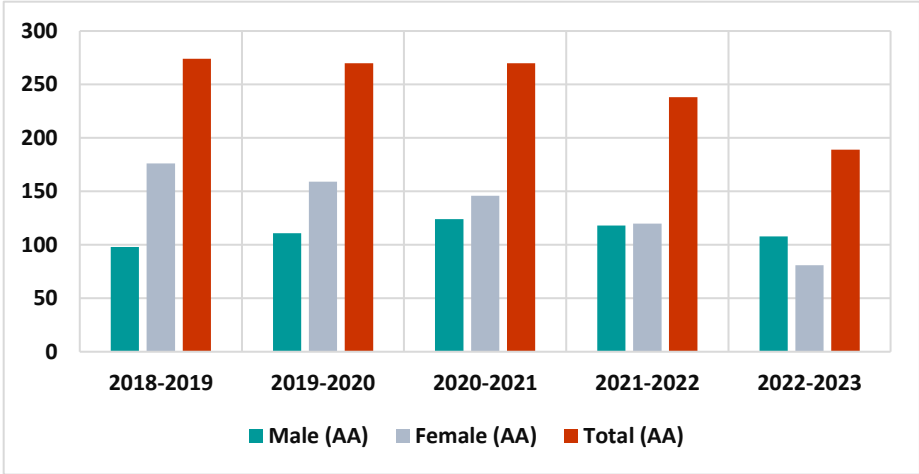
<b>Students' Enrollment</b>	<b>160</b>
<b>New Enrolled Students</b>	<b>165</b>
<b>Graduates</b>	<b>168</b>
<b>Students' Achievement</b>	<b>171</b>
<b>Number of Sections Offered</b>	<b>173</b>
<b>Credit Hours Registered</b>	<b>175</b>



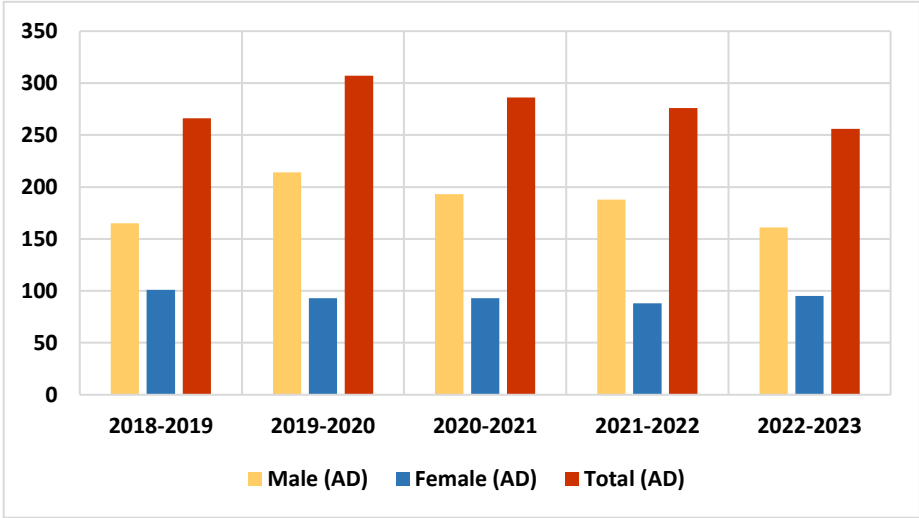
# Students' Enrollment

## Students' Enrollment by Year and Gender

Al Ain Campus			
	Male	Female	Total
2018-2019	98	176	274
2019-2020	111	159	270
2020-2021	124	146	270
2021-2022	118	120	238
2022-2023	108	81	189

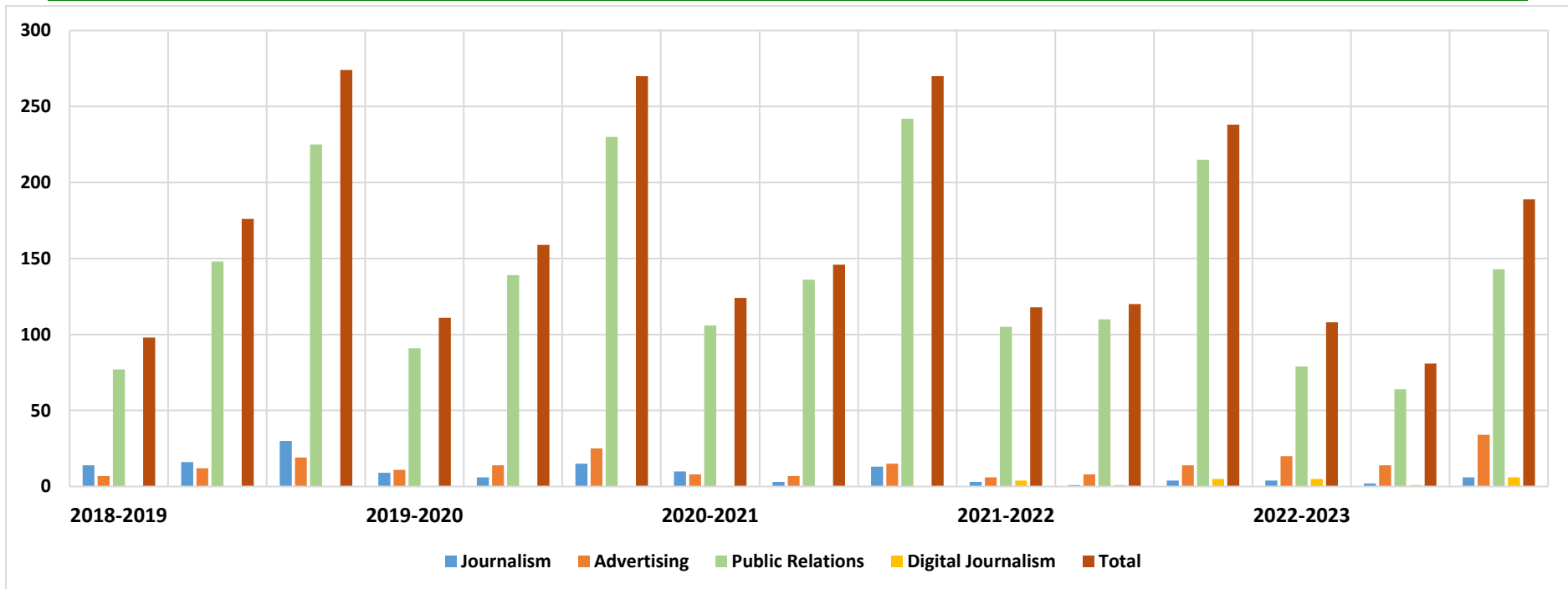


Abu Dhabi Campus			
	Male	Female	Total
2018-2019	165	101	266
2019-2020	214	93	307
2020-2021	193	93	286
2021-2022	188	88	276
2022-2023	161	95	256



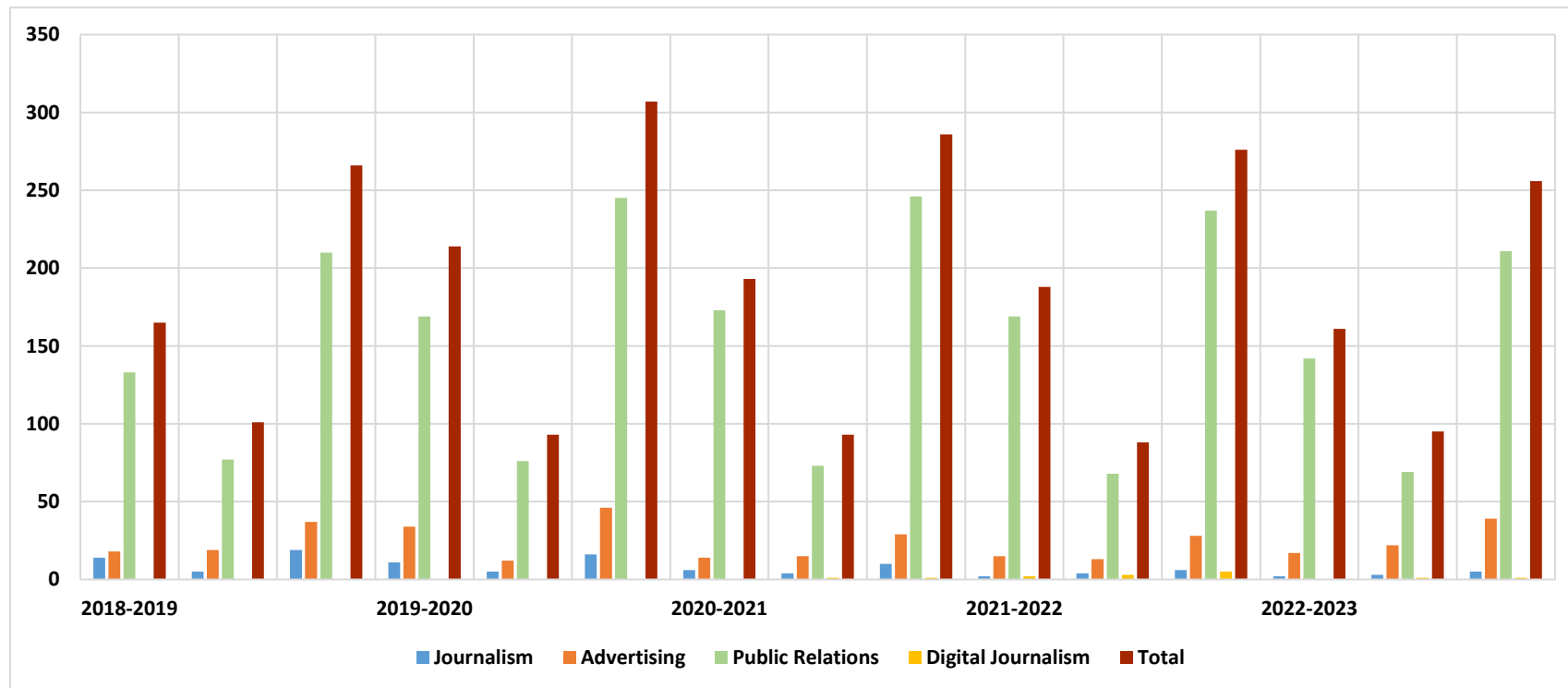
## Students' Enrollment by Major and Gender Al Ain Campus

	2018-2019			2019-2020			2020-2021			2021-2022			2022-2023		
	M	F	Total	M	F	Total	M	F	Total	M	F	Total	M	F	Total
<b>Journalism</b>	14	16	30	9	6	15	10	3	13	3	1	4	4	2	6
<b>Advertising</b>	7	12	19	11	14	25	8	7	15	6	8	14	20	14	34
<b>Public Relations</b>	77	148	225	91	139	230	106	136	242	105	110	215	79	64	143
<b>Digital Journalism</b>							0	0	0	4	1	5	5	1	6
<b>Total</b>	<b>98</b>	<b>176</b>	<b>274</b>	<b>111</b>	<b>159</b>	<b>270</b>	<b>124</b>	<b>146</b>	<b>270</b>	<b>118</b>	<b>120</b>	<b>238</b>	<b>108</b>	<b>81</b>	<b>189</b>



## Students' Enrollment by Major and Gender Abu Dhabi Campus

	2018-2019			2019-2020			2020-2021			2021-2022			2022-2023		
	M	F	Total	M	F	Total	M	F	Total	M	F	Total	M	F	Total
<b>Journalism</b>	14	5	19	11	5	16	6	4	10	2	4	6	2	3	5
<b>Advertising</b>	18	19	37	34	12	46	14	15	29	15	13	28	17	22	39
<b>Public Relations</b>	133	77	210	169	76	245	173	73	246	169	68	237	142	69	211
<b>Digital Journalism</b>	0	0	0	0	0	0	0	1	1	2	3	5	0	1	1
<b>Total</b>	165	101	266	214	93	307	193	93	286	188	88	276	161	95	256



## Students' Enrollment by Nationality and Gender Al Ain Campus

	2018-2019						2019-2020						2020-2021					
	M	%	F	%	Total	%	M	%	F	%	Total	%	M	%	F	%	Total	%
<b>UAE</b>	68	69.4	152	86.4	<b>220</b>	80.3	77	69.4	137	86.2	<b>214</b>	79.3	99	79.8	129	88.4	<b>228</b>	84.4
<b>GCC *</b>	2	2.0	3	1.7	<b>5</b>	1.8	5	4.5	3	1.9	<b>8</b>	3.0	2	1.6	3	2.1	<b>5</b>	1.9
<b>Others</b>	28	28.6	21	11.9	<b>49</b>	17.9	29	26.1	19	11.9	<b>48</b>	17.8	23	18.5	14	9.6	<b>37</b>	13.7
<b>Total</b>	<b>98</b>	<b>100</b>	<b>176</b>	<b>100</b>	<b>274</b>	<b>100</b>	<b>111</b>	<b>100</b>	<b>159</b>	<b>100</b>	<b>270</b>	<b>100</b>	<b>124</b>	<b>100</b>	<b>146</b>	<b>100</b>	<b>270</b>	<b>100</b>

	2021-2022						2022-2023					
	M	%	F	%	Total	%	M	%	F	%	Total	%
<b>UAE</b>	97	82.2	102	85.0	<b>199</b>	83.6	86	79.6	64	79.0	<b>150</b>	79.4
<b>GCC *</b>	1	0.8	3	2.5	<b>4</b>	1.7	3	2.8	3	3.7	<b>6</b>	3.2
<b>Others</b>	20	16.9	15	12.5	<b>35</b>	14.7	19	17.6	14	17.3	<b>33</b>	17.5
<b>Total</b>	<b>118</b>	<b>100</b>	<b>120</b>	<b>100</b>	<b>238</b>	<b>100</b>	<b>108</b>	<b>100</b>	<b>81</b>	<b>100</b>	<b>189</b>	<b>100</b>

\* GCC: Gulf Cooperation Council

## Students' Enrollment by Nationality and Gender Abu Dhabi Campus

	2018-2019						2019-2020						2020-2021					
	M	%	F	%	Total	%	M	%	F	%	Total	%	M	%	F	%	Total	%
<b>UAE</b>	145	87.9	71	70.3	<b>216</b>	81.2	186	86.9	68	73.1	<b>254</b>	82.7	169	87.6	75	80.6	244	85.3
<b>GCC *</b>	3	1.8	1	1.0	<b>4</b>	1.5	3	1.4	2	2.2	<b>5</b>	1.6	2	1.0	2	2.2	4	1.4
<b>Others</b>	17	10.3	29	28.7	<b>46</b>	17.3	25	11.7	23	24.7	<b>48</b>	15.6	22	11.4	16	17.2	38	13.3
<b>Total</b>	<b>165</b>	<b>100</b>	<b>101</b>	<b>100</b>	<b>266</b>	<b>100</b>	<b>214</b>	<b>100</b>	<b>93</b>	<b>100</b>	<b>307</b>	<b>100</b>	<b>193</b>	<b>100</b>	<b>93</b>	<b>100</b>	<b>286</b>	<b>100</b>

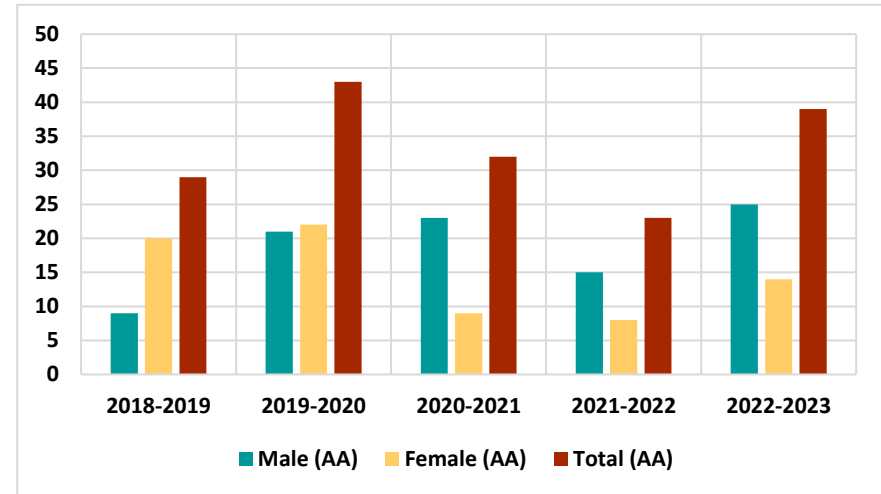
	2021-2022						2022-2023					
	M	%	F	%	Total	%	M	%	F	%	Total	%
<b>UAE</b>	168	89.4	69	78.4	237	85.9	142	88.2	74	77.9	216	84.4
<b>GCC *</b>	2	1.1	3	3.4	5	1.8	2	1.2	2	2.1	4	1.6
<b>Others</b>	18	9.6	16	18.2	34	12.3	17	10.6	19	20.0	36	14.1
<b>Total</b>	<b>188</b>	<b>100</b>	<b>88</b>	<b>100</b>	<b>276</b>	<b>100</b>	<b>161</b>	<b>100</b>	<b>95</b>	<b>100</b>	<b>256</b>	<b>100</b>

\* GCC: Gulf Cooperation Council

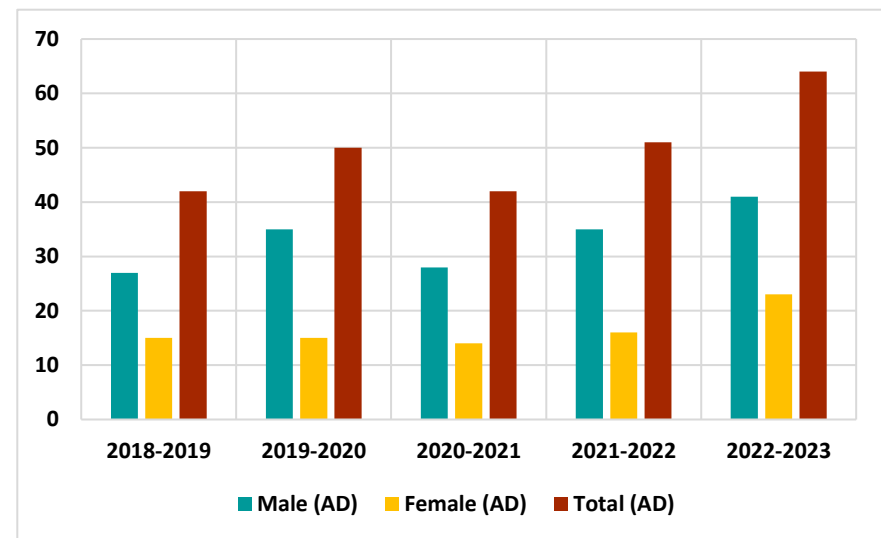
## New Enrolled Students

### New Enrolled Students by Year and Gender

Al Ain Campus			
	Male	Female	Total
2018-2019	9	20	29
2019-2020	21	22	43
2020-2021	23	9	32
2021-2022	15	8	23
2022-2023	25	14	39

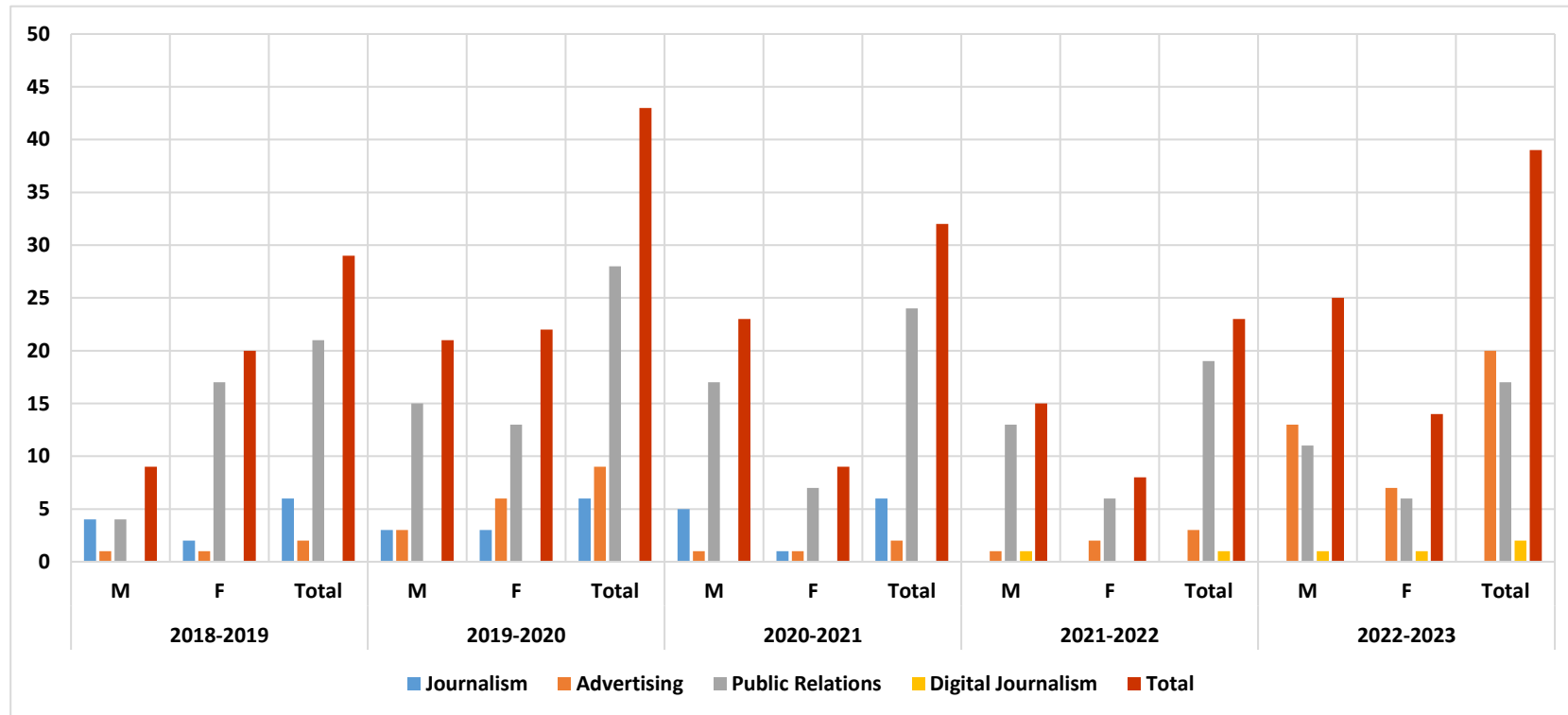


Abu Dhabi Campus			
	Male	Female	Total
2018-2019	27	15	42
2019-2020	35	15	50
2020-2021	28	14	42
2021-2022	35	16	51
2022-2023	41	23	64



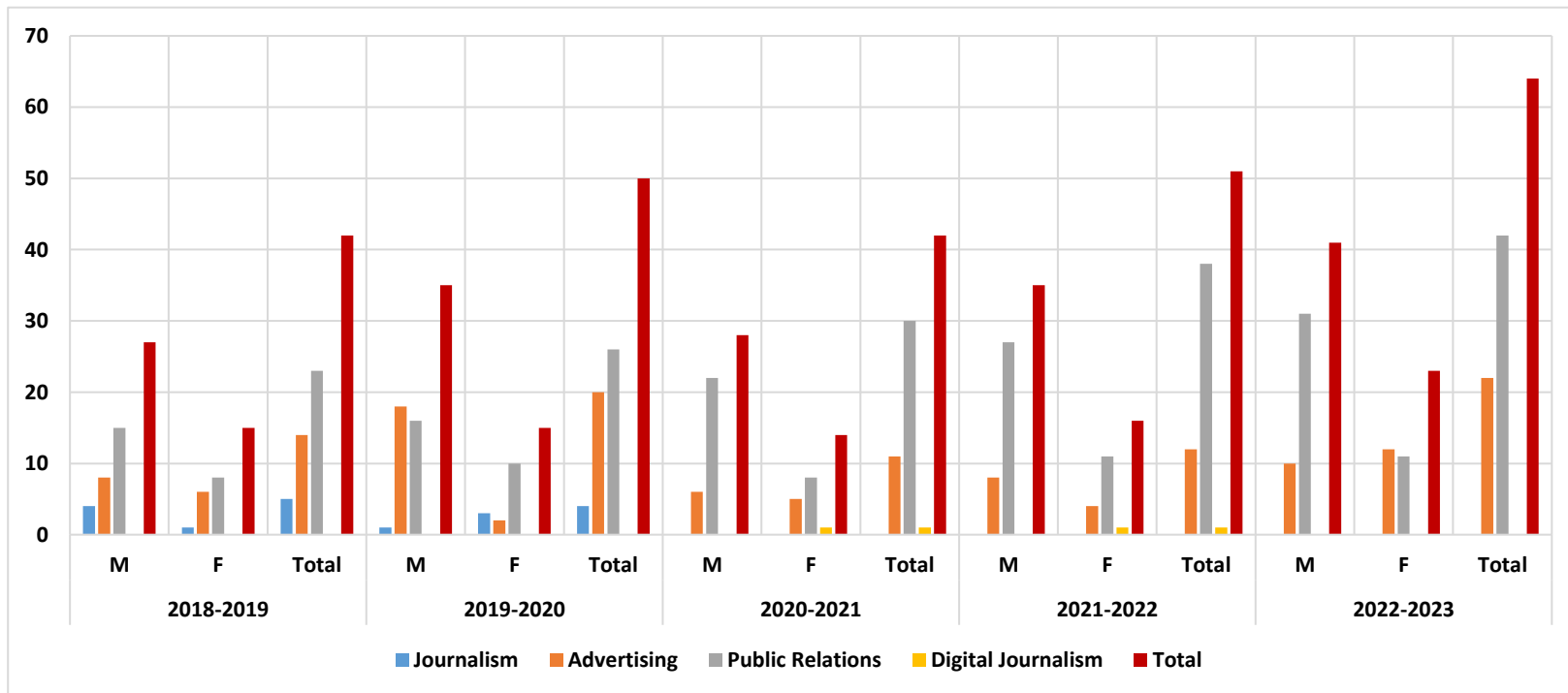
## New Enrolled Students by Major and Gender Al Ain Campus

	2018-2019			2019-2020			2020-2021			2021-2022			2022-2023		
	M	F	Total	M	F	Total	M	F	Total	M	F	Total	M	F	Total
<b>Journalism</b>	4	2	6	3	3	6	5	1	6	0	0	0	0	0	0
<b>Advertising</b>	1	1	2	3	6	9	1	1	2	1	2	3	13	7	20
<b>Public Relations</b>	4	17	21	15	13	28	17	7	24	13	6	19	11	6	17
<b>Digital Journalism</b>							0	0	0	1	0	1	1	1	2
<b>Total</b>	9	20	29	21	22	43	23	9	32	15	8	23	25	14	39



## New Enrolled Students by Major and Gender Abu Dhabi Campus

	2018-2019			2019-2020			2020-2021			2021-2022			2022-2023		
	M	F	Total	M	F	Total	M	F	Total	M	F	Total	M	F	Total
<b>Journalism</b>	4	1	<b>5</b>	1	3	<b>4</b>	0	0	<b>0</b>	0	0	<b>0</b>	0	0	<b>0</b>
<b>Advertising</b>	8	6	<b>14</b>	18	2	<b>20</b>	6	5	<b>11</b>	8	4	<b>12</b>	10	12	<b>22</b>
<b>Public Relations</b>	15	8	<b>23</b>	16	10	<b>26</b>	22	8	<b>30</b>	27	11	<b>38</b>	31	11	<b>42</b>
<b>Digital Journalism</b>							0	1	<b>1</b>	0	1	<b>1</b>	0	0	<b>0</b>
<b>Total</b>	<b>27</b>	<b>15</b>	<b>42</b>	<b>35</b>	<b>15</b>	<b>50</b>	<b>28</b>	<b>14</b>	<b>42</b>	<b>35</b>	<b>16</b>	<b>51</b>	<b>41</b>	<b>23</b>	<b>64</b>





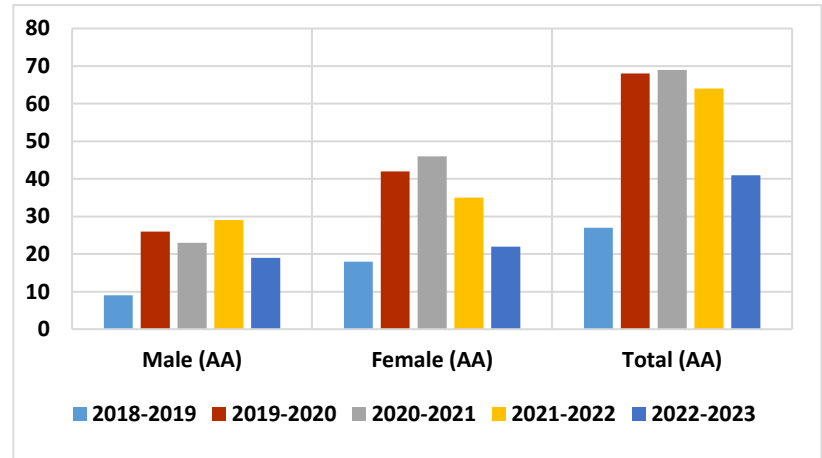
# Graduated Students

## Graduates by Year and Gender Al Ain Campus

Al Ain Campus			
	Male	Female	Total
2018-2019	9	18	27
2019-2020*	26	42	68
2020-2021*	23	46	69
2021-2022**	29	35	64
2022-2023**	19	22	41

\*The # of graduates for the whole academic year.

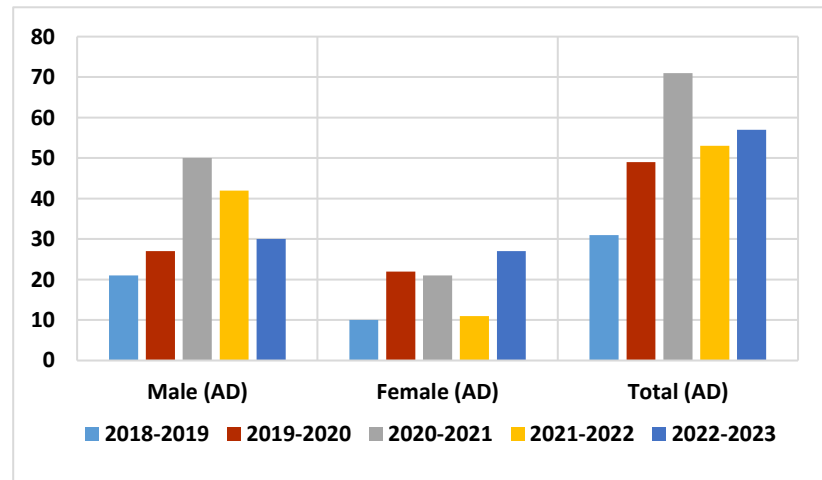
\*\* The # of graduates for the Fall & Spring semesters.



Abu Dhabi Campus			
	Male	Female	Total
2018-2019	21	10	31
2019-2020*	27	22	49
2020-2021*	50	21	71
2021-2022**	42	11	53
2022-2023**	30	27	57

\*The # of graduates for the whole academic year.

\*\* The # of graduates for the Fall & Spring semesters.

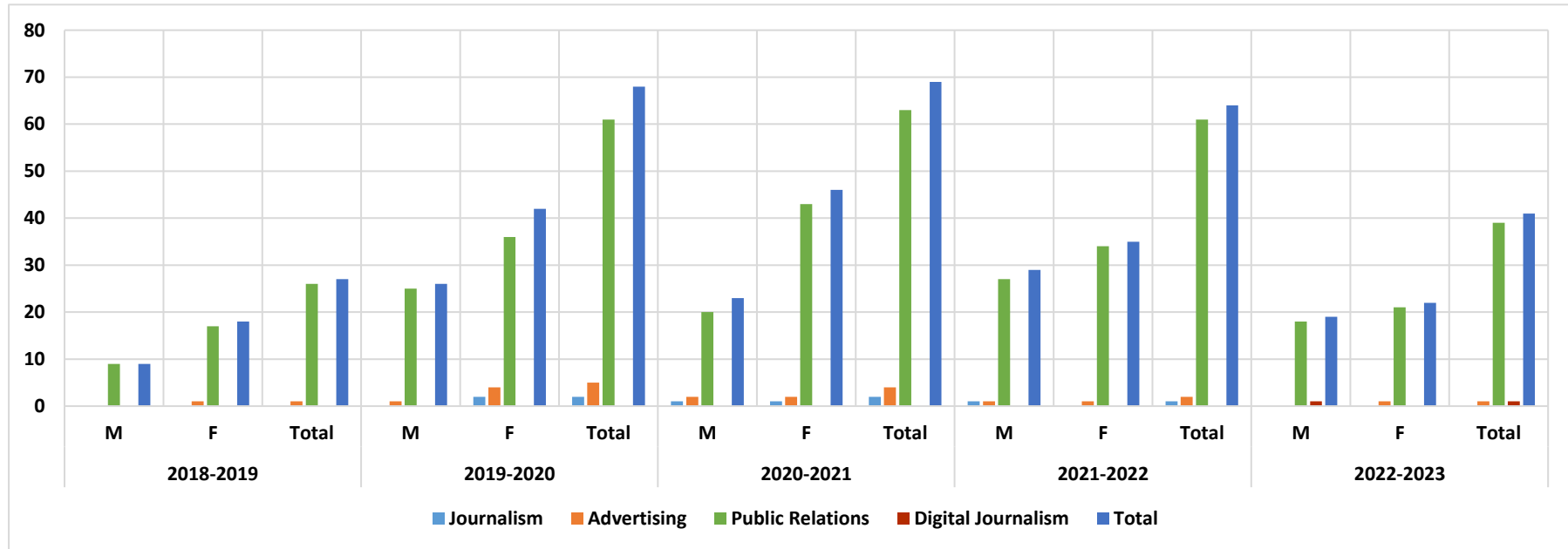


## Graduates by Major and Gender Al Ain Campus

	2018-2019			2019-2020*			2020-2021*			2021-2022**			2022-2023**		
	M	F	Total	M	F	Total	M	F	Total	M	F	Total	M	F	Total
<b>Journalism</b>	0	0	<b>0</b>	0	2	<b>2</b>	1	1	<b>2</b>	1	0	<b>1</b>	0	0	<b>0</b>
<b>Advertising</b>	0	1	<b>1</b>	1	4	<b>5</b>	2	2	<b>4</b>	1	1	<b>2</b>	0	1	<b>1</b>
<b>Public Relations</b>	9	17	<b>26</b>	25	36	<b>61</b>	20	43	<b>63</b>	27	34	<b>61</b>	18	21	<b>39</b>
<b>Digital Journalism</b>	0	0	<b>0</b>	0	0	<b>0</b>	0	0	<b>0</b>	0	0	<b>0</b>	1	0	<b>1</b>
<b>Total</b>	<b>9</b>	<b>18</b>	<b>27</b>	<b>26</b>	<b>42</b>	<b>68</b>	<b>23</b>	<b>46</b>	<b>69</b>	<b>29</b>	<b>35</b>	<b>64</b>	<b>19</b>	<b>22</b>	<b>41</b>

\*The # of graduates for the whole academic year.

\*\* The # of graduates for the Fall & Spring semesters.

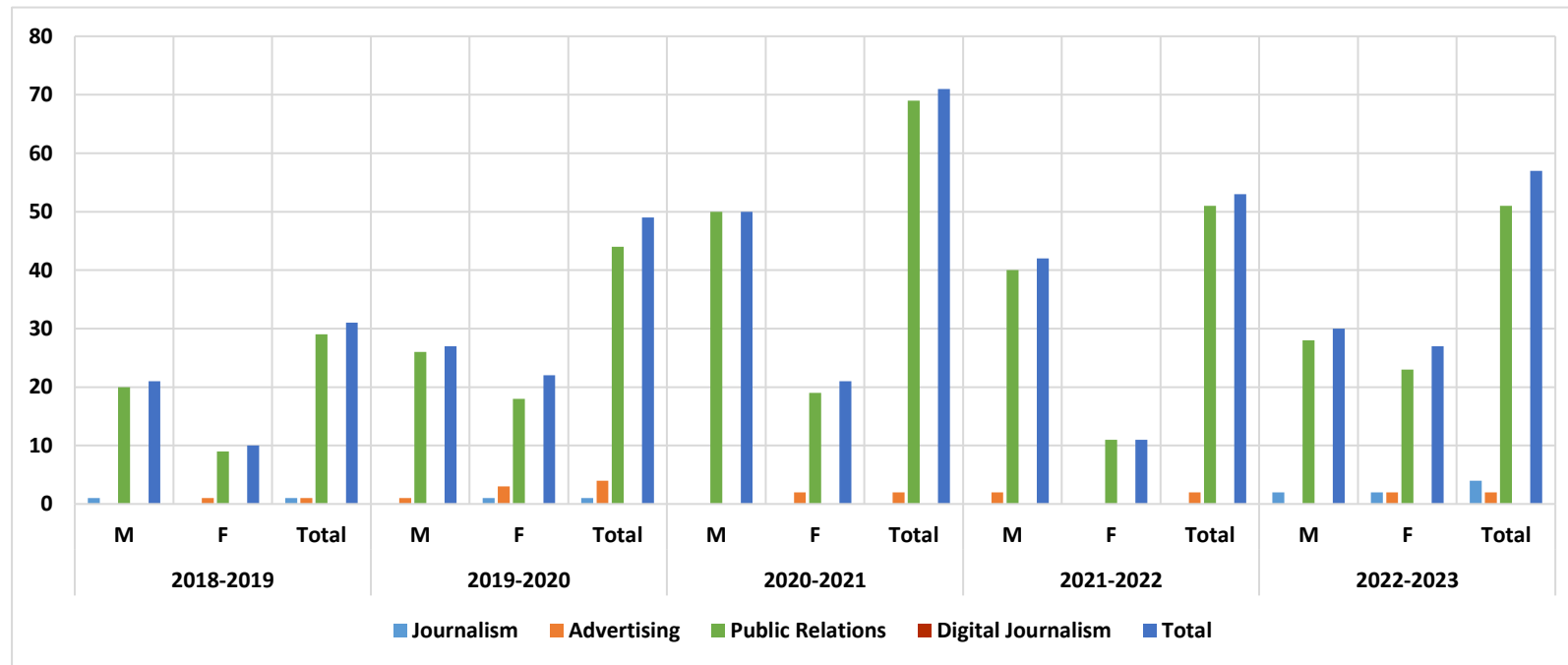


## Graduates by Major and Gender Abu Dhabi Campus

	2018-2019			2019-2020*			2020-2021*			2021-2022**			2022-2023**		
	M	F	Total	M	F	Total	M	F	Total	M	F	Total	M	F	Total
<b>Journalism</b>	1	0	1	0	1	1	0	0	0	0	0	0	2	2	4
<b>Advertising</b>	0	1	1	1	3	4	0	2	2	2	0	2	0	2	2
<b>Public Relations</b>	20	9	29	26	18	44	50	19	69	40	11	51	28	23	51
<b>Digital Journalism</b>	0	0	0	0	0	0	0	0	0	0	0	0	0	0	0
<b>Total</b>	<b>21</b>	<b>10</b>	<b>31</b>	<b>27</b>	<b>22</b>	<b>49</b>	<b>50</b>	<b>21</b>	<b>71</b>	<b>42</b>	<b>11</b>	<b>53</b>	<b>30</b>	<b>27</b>	<b>57</b>

\*The # of graduates for the whole academic year.

\*\* The # of graduates for the Fall & Spring semesters.



## Students' Achievement

### Number of Students According to the Achievement Level and Gender Al Ain Campus

Grade	2018-2019						2019-2020						2020-2021					
	M	%	F	%	Total	%	M	%	F	%	Total	%	M	%	F	%	Total	%
Excellent	1	1.0	8	4.6	9	3.3	4	3.6	7	4.4	11	4.1	8	6.5	2	1.4	10	3.7
Very Good	8	8.3	20	11.6	28	10.4	8	7.2	22	13.8	30	11.1	18	14.5	31	21.2	49	18.1
Good	14	14.6	46	26.6	60	22.3	22	19.8	41	25.8	63	23.3	36	29.0	45	30.8	81	30.0
Satisfactory	28	29.2	66	38.2	94	34.9	39	35.1	59	37.1	98	36.3	37	29.8	56	38.4	93	34.4
Unsatisfactory	45	46.9	33	19.1	78	29.0	38	34.2	30	18.9	68	25.2	24	19.4	11	7.5	35	13.0
No GPA*							0	0.0	0	0.0	0	0.0	1	0.8	1	0.7	2	0.7

Grade	2021-2022						2022-2023					
	M	%	F	%	Total	%	M	%	F	%	Total	%
Excellent	7	5.9	6	5.0	13	5.5	5	4.6	6	7.4	11	5.8
Very Good	11	9.3	24	20.0	35	14.7	12	11.1	22	27.2	34	18.0
Good	32	27.1	31	25.8	63	26.5	24	22.2	23	28.4	47	24.9
Satisfactory	39	3.3	41	34.2	80	33.6	38	35.2	19	23.5	57	30.2
Unsatisfactory	29	24.6	18	15.0	47	19.7	28	25.9	11	13.6	39	20.6
No GPA*	0	0.0	0	0.0	0	0.0	1	0.9	0	0.0	1	0.5

\*No GPA- student enrolled and discontinued from AAU

## Number of Students According to the Achievement Level and Gender Abu Dhabi Campus

Grade	2018-2019						2019-2020						2020-2021					
	M	%	F	%	Total	%	M	%	F	%	Total	%	M	%	F	%	Total	%
<b>Excellent</b>	4	2.5	2	2.0	<b>6</b>	2.3	2	0.9	4	4.3	<b>6</b>	2.0	5	2.6	7	7.5	<b>12</b>	4.2
<b>Very Good</b>	12	7.4	27	26.7	<b>39</b>	14.8	23	10.7	22	23.7	<b>45</b>	14.7	38	19.7	23	24.7	<b>61</b>	21.3
<b>Good</b>	42	25.8	27	26.7	<b>69</b>	26.1	54	25.2	31	33.3	<b>85</b>	27.7	54	28.0	27	29.0	<b>81</b>	28.3
<b>Satisfactory</b>	62	38.0	31	30.7	<b>93</b>	35.2	78	36.4	33	35.5	<b>111</b>	36.2	63	32.6	32	34.4	<b>95</b>	33.2
<b>Unsatisfactory</b>	43	26.4	14	13.9	<b>57</b>	21.6	57	26.6	3	3.2	<b>60</b>	19.5	32	16.6	3	3.2	<b>35</b>	12.2
<b>No GPA*</b>							0	0.0	0	0.0	<b>0</b>	0.0	1	0.5	1	1.1	<b>2</b>	0.7

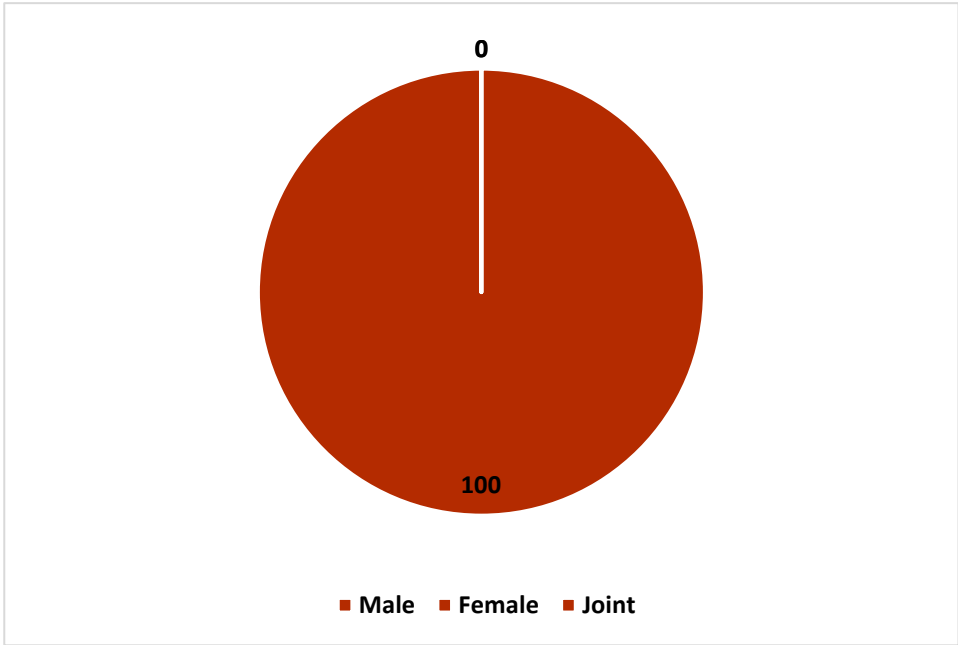
Grade	2021-2022						2022-2023					
	M	%	F	%	Total	%	M	%	F	%	Total	%
<b>Excellent</b>	3	1.6	6	6.8	<b>9</b>	3.3	4	2.5	4	4.2	<b>8</b>	3.1
<b>Very Good</b>	35	18.6	33	37.5	<b>68</b>	24.6	32	19.9	32	33.7	<b>64</b>	25.0
<b>Good</b>	57	30.3	19	21.6	<b>76</b>	27.5	46	28.6	28	29.5	<b>74</b>	28.9
<b>Satisfactory</b>	60	31.9	17	19.3	<b>77</b>	27.9	39	24.2	17	17.9	<b>56</b>	21.9
<b>Unsatisfactory</b>	31	16.5	11	12.5	<b>42</b>	15.2	36	22.4	13	13.7	<b>49</b>	19.1
<b>No GPA*</b>	2	1.1	2	2.3	<b>4</b>	1.4	4	2.5	1	1.1	<b>5</b>	2.0

\*No GPA- student enrolled and discontinued from AAU

## Number of Sections Offered

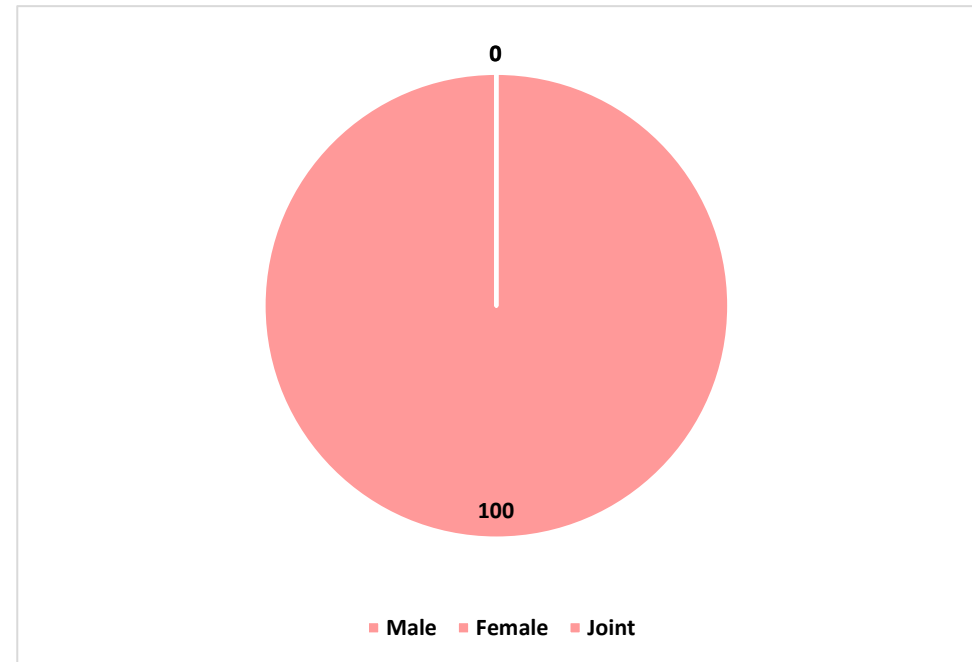
### Number of Sections Offered Al Ain Campus (2022 -2023)

	<i>Number of Sections</i>	<i>%</i>
<i>Male</i>	0	0
<i>Female</i>	0	0
<i>Joint</i>	25	100



## Number of Sections Offered Abu Dhabi Campus (2022-2023)

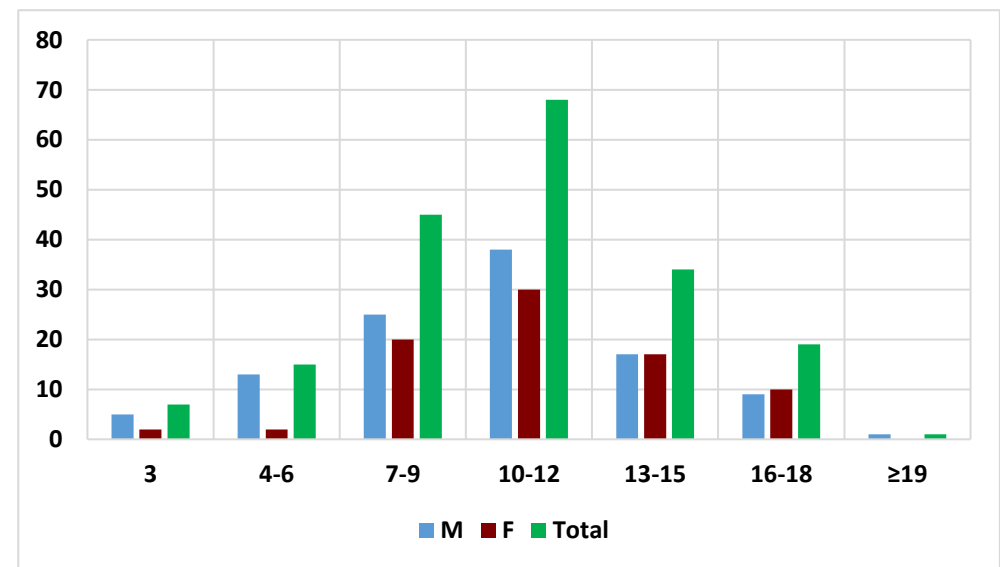
	<i>Number of Sections</i>	<i>%</i>
<i>Male</i>	0	0
<i>Female</i>	0	0
<i>Joint</i>	32	100



## Credit Hours Registered

### Distribution of Students by Credit Hours Registered in the College Al Ain Campus (2022 -2023)

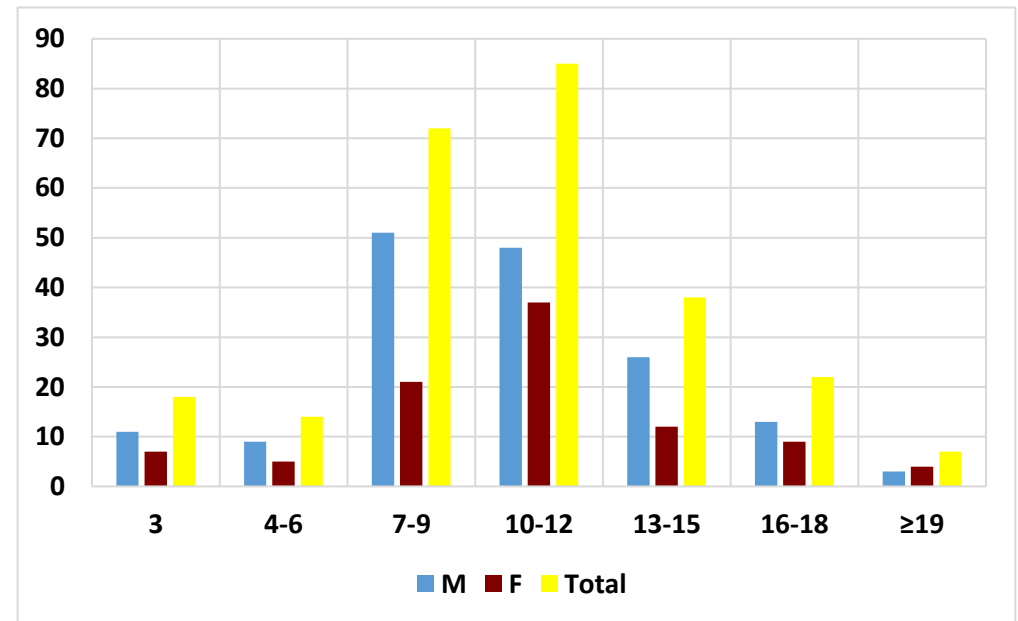
Al Ain Campus					
Credit Hours	Male	%	Female	%	Total
3	5	4.6	2	2.5	7
4-6	13	12.0	2	2.5	15
7-9	25	23.1	20	24.7	45
10-12	38	35.2	30	37.0	68
13-15	17	15.7	17	21.0	34
16-18	9	8.3	10	12.3	19
≥ 19	1	0.9	0	0.0	1





## Distribution of Students by Credit Hours Registered in the College Abu Dhabi Campus (2022-2023)

Abu Dhabi Campus					
Credit Hours	Male	%	Female	%	Total
<b>3</b>	11	6.8	7	7.4	<b>18</b>
<b>4-6</b>	9	5.6	5	5.3	<b>14</b>
<b>7-9</b>	51	31.7	21	22.1	<b>72</b>
<b>10-12</b>	48	29.8	37	38.9	<b>85</b>
<b>13-15</b>	26	16.1	12	12.6	<b>38</b>
<b>16-18</b>	13	8.1	9	9.5	<b>22</b>
<b>≥ 19</b>	3	1.9	4	4.2	<b>7</b>





جامعة العين  
AL AIN UNIVERSITY



#### AL AIN CAMPUS

Phone: +971 3 7024888

Fax: +971 3 7024777

P.O. Box: 64141 Al Ain, UAE


#### ABU DHABI CAMPUS

Phone: +971 2 6133555

Fax: +971 2 4444304

P.O. Box: 112612 Abu Dhabi, UAE

#### FOLLOW US



[aau.ac.ae](http://aau.ac.ae)